

# LEADERS GUIDE

## SESSION 7

# BEAT 6 HOME



### INTRO

#### Convo kick-starter (3mins)

Below are a series of convo kick-starters for Session 7. You will also find a session link for reference.

1. What does a perfect world look like to you? (What does it not look like?)
2. What is heaven to you?

#### SESSION LINK

The Bible story concludes with a picture of a new heaven and earth. A place where there will be no more tears, and where those who trust Jesus will be reunited with him forever.



### ICEBREAKERS

#### Record breakers

The following icebreakers are 60-second challenges, often with a chance of breaking a world record (all world records are correct as March 2024). With each icebreaker challenge there is a link to the session's theme. If you have a scoring system in your youth group, you could award an extra point if they guess what the connection is to the session.

.....

#### OPTION 1

Get one of the youth leaders to build a three-level house of cards. Next, split the young people into groups and give them a pack of cards each. Give them two minutes to have a go and then nominate one person from each group to take on the challenge. Time them to see who is the fastest. Can you build a three-level house of cards? **(World record is 6.8 seconds)**  
*(Note – you can start with a two-level house of cards first, and build to three or just do two levels depending on ability)*

#### SESSION LINK

The final beat of the story gives us a glimpse into a future home God is preparing for those who trust in him. Unlike this house, his home will never collapse like a deck of cards

#### NEED

Packs of playing cards

**ICEBREAKERS cont.**

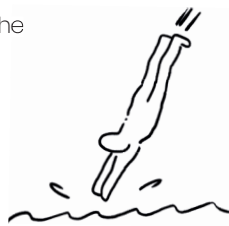
**Vic Verbatim (5mins)**

Similar to learning a memory verse, the idea is to practise saying a verse in an expressive way. You can either use the entry level 'cannonball' option, or the 'deep dive' option depending on your group. The verse(s) for this session are:

**Cannonball option:**

"He will wipe every tear from their eyes. There will be no more death" or mourning or crying or pain, for the old order of things has passed away"

(Revelation 21.4, NIV)



**Deep dive option:**

'Look! God's dwelling place is now among the people, and he will dwell with them. They will be his people and God himself will be their God. "He will wipe every tear from their eyes. There will be no more death" or mourning or crying or pain, for the old order of things has passed away'

(Revelation 21.3-4 NIV)

- Assign a 'Reverend Ref' who has the scripture verse to hand, to referee biblical accuracy!
- Give everyone 30 seconds to memorise the verse (you can use the slide for this session or find it in Six Beats on page 63). After the time is up, deliver the memory verse in one of the following ways:


**'On the head-to-head, son'** – two people pitted against each other quick-fire one word each until we have a winner or a draw

**Han Solo/Lone Ranger** – ask one person to share the Bible verse

**'Let's circle back'** – go around the room quick-fire, one word each

**LEADERS NOTE**

Display the verse on a PowerPoint slide if you don't have the books.



**The Six selfies in 60 seconds challenge**

**LEADERS NOTE**

This is an icebreaker challenge designed for the young people to act out six key poses that capture this part of the story. The idea is to then re-use these six poses in 'the 60-second sum-up' at the end of the session, which is a script that sums up this session's beat of the Bible story. Alternatively you can prep these pictures with the team leaders or church members beforehand, which the young people only see in the 60-second sum-up at the end of the session.

Split the young people into six groups and come up with a props box with different items, relevant to this part of the Bible story. Encourage the young people to act out each part of the Bible story in selfie poses. These can be freeze frames live where everyone shows each other what they've come up with, or take a picture of each group's pose and use them as visual slides for the 60-second sum-up at the end of the session.

Encourage them to use the props and costumes to further add to the fun, and give each A4 paper and a pen in case they want to write clues to appear in the picture. If they complete one before the time is up, give them another. Go through all pictures and choose six to use later in the 60-second sum-up.

**'DO'**

This is a selfie freeze frame challenge. Your mission is to capture the essence of your phrase in a selfie pose. You can use any props, costumes, and you can also use A4 sheets and a pen to help give clues to your picture. As well as the heading phrase, there's also a clue/suggestion of what you could act out if you're stuck.

You have 60 seconds, which finishes when you hear the klaxon.

.....

**Suggested place names or phrases written on paper:**

#NoMoreTears, #Revelation21, #HeavenOnEarth

.....

**Suggested props:**

Angel halo, wings, crutches

1. **The trailer to how the story ends** – (e.g. VR headset, very excited or watching a film and captivated)
2. **Jesus is coming back**
3. **I am making all things new**
4. **New heaven and earth**
5. **No more tears** – (e.g. people hug, high five, fist bump, sign saying #NoMoreTears, #Revelation21)
6. **Perfect love in person**

**INTER-ACTIVITIES**

**Couplet up**

Out out the six **A** cards and the six **B** cards – give them a good shuffle and then spread them around the room (*alternatively, divide the cards across the group*).

**‘DO’**

There are 12 cards – six **A** cards and six **B** cards, each with a line from Dai’s ‘Home’ poem (or one half of a couplet). Together they sum up Beat 6 of the Bible story through spoken word, with God giving John a vision down load on how the story ends **#ReturnOfTheKing #GoodNews #NoMoreTears #Revelation**. Your mission is to match up the correct **A** card with the correct **B** card. Can you couple up the couplets? Can you find your mini poem’s perfect partner?

**Hint from Dai**

‘If you can’t find your poem pal, then listen now to me – listen out for rhyme, and listen to the story!’

.....

**LEADERS NOTE**

Below are the answers of the coupled-up couplets, in order of the story. You can reveal the answers and order in one of two ways ...

.....

**Cannonball option:**

Once they have matched **A** with **B** cards, ask them to stand in line in their couplets and starting with **1A**, give the correct answers and re-arrange them to reveal the Bible story in order.

.....

**Deep Dive option:**

Below are the answers of the coupled-up couplets, in order of the story. After they have had a go at matching up, ask them to stand in the order they think it happened in the Bible story – from beginning to end. **Once in order, encourage the group to speak the couplets together.**

.....

1. **A** – God draws back the curtains as John peers in  
**B** – John takes it all in, he sees the climax of everything
2. **A** – Risen Jesus returning in all of his glory  
**B** – Fully fulfilling every single prophecy
3. **A** – Sin’s death grip which brought depravity  
**B** – Evil’s chokehold on humanity. will. cease.
4. **A** – Like a redemptive game of hide and seek  
**B** – Though once lost, they’ll be found
5. **A** – ‘Cos love won on a jagged cross – No more graveyards, cremes and tombstones  
**B** – we’ll R.I. with perfect P cos the stone rolled and the tomb was empty
6. **A** – From despair there’ll be perfect repair  
**B** – And hope will be there as the highlight for all time.

**You’re a bit of a character**

**LEADERS NOTE**

In this session, ask the group to read the clues and guess which Bible character they’re hinting at. Remind the group that these characters will only be from this section of the Bible story. In terms of delivery, think of a pub quiz set-up. This is best as a group activity (aim for three to four per group). You can use print-outs of the activity (one per group) or use the PowerPoint slides. Along with the clues, there is the option of giving multiple choice answers (see below). Encourage them to confer in their groups to come up with the answer. Once everyone’s ready, reveal the answer and the **‘Did you know?’** fact together.

**‘DO’**

Using the following clues, see if you can guess the Bible character from this beat of the story.

.....

**Character 1**

**Clue 1** Had epic visions of the future  
**#Revelation**  
**#WhoNeedsSpecSavers**

**Clue 2** Last Disciple standing  
**#Pensioner**

**Clue 3** Prisoner on an island  
**#NotLovelsland**  
**#Patmos**

**Is it...**

- a. Matthew
- b. Mark
- c. Luke
- d. John

**Answer: John**


**Did you know**

Some Bible nerds think this was the same John who was a fisherman and besties with Jesus, while others think it was another known as ‘John the elder’. Either way – God gave John a vision of how the Bible story ultimately ends – with Jesus returning! He wrote it all down in a book called Revelation.

**Spoken word (4 mins)**

*THE POEM ...*

Watch the Home film, or read the poem aloud from pages 65–67 of the *Six Beats* book.



**Response**

*LEADERS NOTE*


Depending on your group, you can ask them to engage in a reflective way or in an active way, with the following response options.

*ACTIVE RESPONSE ... (5 mins)*

- Sketch a three-frame cartoon strip to sum up the story of Home
- Film yourself performing a ten-second rap of the Home story
- Write a spoken word sum-up of the Home story for socials (*try getting creative with hashtags*)
- Dai's example (slide optional): John gets a snapshot of how the story ends. Sin's death-grip will cease, fears forgotten and baggage sent packing. A community of grace gifted misfits welcome in the homecoming. [#NoMoreTears](#) [#NewHeavenOnEarth](#) [#PlaylistOfPraiseForEternity](#)

*REFLECTIVE RESPONSE ... (5 mins)*

- Listen to the audio of the poem or watch the video again.
- Using emojis, how would you express the story and how it makes you feel?



*SHARING IS CARING ... (2-3 mins)*

- Invite the young people to share what they've done

**OUTRO**

**Summary of the Beat 6 Home story**

*LEADERS NOTE*

Below is a summary of each part of the story in 60 seconds as a recap of where we've been. You can read this out as a script or encourage some of the young people to perform it. The **60-second selfie challenge** can also be used for this section to help bring each point to life in a playful and visually engaging way. These can be done as live freeze frames as you go through the story, or pictures you advance through that show on the screen. (*Alternatively, you can prep the pictures with team leaders/church members beforehand, which the young people only see in the 60-second sum-up.*)

Underneath each 60-second sum-up is a taster for the next session.

In following sessions, these sum-ups can also be used as recaps of the previous session.

**60-second sum-up scripts**

1. **The trailer to how the story ends** – on Patmos island, John gets a vision download from God on how the story ends. [#ClimaxToTheStory](#)
2. **Jesus is coming back** – the climax of the story is Jesus returns to complete the story. [#ReturnOfTheKing](#)
3. **I am making all things new** – those who trust in Jesus as their rescuer who reconciles, and will know full restoration and relationship with him.
4. **A new heaven and earth** – not spirits wafting about in the clouds, but physical bodies. Ones that don't wear and tear, break down or decay, but a heavenly upgrade of resurrected new creation bodies.
5. **No more tears, no more pain** – brokenness will be past tense and joy will be the describing word for all eternity. [#Revelation21.4](#) [#PainPastTense](#)
6. **Perfect love present in person** – those who trust in Jesus, won't just experience perfect love as an idea or a feeling, but meet him and know him, face to face. [#PerfectLove](#) [#Jesus](#)

**Pray**

- Pray to close the session