

LEADERS GUIDE

SESSION 6

BEAT 5 SPIRIT



INTRO

Convo kick-starter (3mins)

Below is a convo kick-starter for Session 6. You will also find a session link for reference.

1. What would you find easier for a whole month – living on a desert island by yourself, or hosting a house party with your friends?

(What would you find helpful/hard about each option?)

SESSION LINK

We were made to be in community with others. God designed his Church to be an expression of his goodness in the world, and as God is community in himself, we need each other to express his goodness too.



ICEBREAKERS

Record breakers

The following icebreakers are 60-second challenges, often with a chance of breaking a world record (all world records are correct as March 2024). With each icebreaker challenge there is a link to the session's theme. If you have a scoring system in your youth group, you could award an extra point if they guess what the connection is to the session.

.....

OPTION 1

How many 360 degree spins can you do in 60 seconds?


(World record of 360 degree spins = 130).

SESSION LINK

Paul doesn't do 360 spins, but he probably did one of the biggest 180 degree turns in history!

NEED

Stop watch



ICEBREAKERS cont.

Vic Verbatim (5mins)

Similar to learning a memory verse, the idea is to practise saying a verse in an expressive way. You can either use the entry level 'cannonball' option, or the 'deep dive' option depending on your group. The verse(s) for this session are:

Cannonball option:

'But you will receive power when the Holy Spirit comes on you, and you will be my witnesses'
(Acts 1.8 NIV)



Deep dive option:

'But you will receive power when the Holy Spirit comes, and you will be my witnesses in Jerusalem, Judea, Samaria, and to the ends of the earth'
(Acts 1.8 NIV)

- Assign a 'Reverend Ref' who has the scripture verse to hand, to referee biblical accuracy!
- Give everyone 30 seconds to memorise the verse (you can use the slide for this session or find it in Six Beats on page 53). After the time is up, deliver the memory verse in one of the following ways:

'On the head-to-head, son' – two people pitted against each other quick-fire one word each until we have a winner or a draw

Han Solo/Lone Ranger – ask one person to share the Bible verse

'Let's circle back' – go around the room quick-fire, one word each

LEADERS NOTE

Display the verse on a PowerPoint slide if you don't have the books.



The Six selfies in 60 seconds challenge

LEADERS NOTE

This is an icebreaker challenge designed for the young people to act out six key poses that capture this part of the story. The idea is to then re-use these six poses in 'the 60-second sum-up' at the end of the session, which is a script that sums up this session's beat of the Bible story. Alternatively you can prep these pictures with the team leaders or church members beforehand, which the young people only see in the 60-second sum-up at the end of the session.

Split the young people into six groups and come up with a props box with different items, relevant to this part of the Bible story. Encourage the young people to act out each part of the Bible story in selfie poses. These can be freeze frames live where everyone shows each other what they've come up with, or take a picture of each group's pose and use them as visual slides for the 60-second sum-up at the end of the session.

Encourage them to use the props and costumes to further add to the fun, and give each A4 paper and a pen in case they want to write clues to appear in the picture. If they complete one before the time is up, give them another. Go through all pictures and choose six to use later in the 60-second sum-up.

'DO'

This is a selfie freeze frame challenge. Your mission is to capture the essence of your phrase in a selfie pose. You can use any props, costumes, and you can also use A4 sheets and a pen to help give clues to your picture. As well as the heading phrase, there's also a clue/suggestion of what you could act out if you're stuck.

You have 60 seconds, which finishes when you hear the klaxon.

.....

Suggested place names or phrases written on paper:

#Beach, #Emmaus, #Pentecost, #Damascus, #Everywhere, #PresentDay, your local church or youth group name

.....

Suggested props:

Disposable BBQ, tongs and chef's hat, handcuffs, Bible

1. **Jesus appears to his friends** – (e.g. BBQ on beach, or walking with two people to Emmaus)
2. **Holy Spirit shows up** – (e.g. two or three people praying/excited, others looking on confused)
3. **Church persecuted and scatters** – (e.g. Paul searching for Christians to put in prison)
4. **Road to Damascus** – Paul blinded on the floor, meets Jesus
5. **Paul takes good news on tour** – (e.g. Paul preaches with Bible, people listening are wowed, sign #everywhere)
6. **We join the story** – (e.g. sign #PresentDay and sign of church/youth group name)

Couplet up

Out out the six A cards and the six B cards – give them a good shuffle and then spread them around the room (alternatively, divide the cards across the group).

‘DO’

There are 12 cards – six A cards and six B cards, each with a line from Dai’s ‘Community’ poem (or one half of a couplet). Together they sum up Beat 5 of the Bible story through spoken word, from Holy Spirit to the birth of the Church, from Paul’s 180 and international mission trips, to the part we play today. #Church #Acts. Your mission is to match up the correct A card with the correct B card. Can you couple up the couplets? Can you find your mini poem’s perfect partner?

Hint from Dai

‘If you can’t find your poem pal, then listen now to me – listen out for rhyme, and listen to the story!’

LEADERS NOTE

Below are the answers of the coupled-up couplets, in order of the story. You can reveal the answers and order in one of two ways ...

Cannonball option:

Once they have matched A with B cards, ask them to stand in line in their couplets and starting with 1A, give the correct answers and re-arrange them to reveal the Bible story in order.

Deep Dive option:

Below are the answers of the coupled-up couplets, in order of the story. After they have had a go at matching up, ask them to stand in the order they think it happened in the Bible story – from beginning to end. Once in order, encourage the group to speak the couplets together.

- 1. A – Risen Jesus – appeared with spear marks in his side, B – BBQ’d fish tasted sublime, said ‘Wait for the Spirit’ then ascended on high
2. A – A community consumed with a burning desire to lift God higher B – In dialects they hadn’t heard of just five minutes prior!
3. A – The Church goes on mission. B – But they’re persecuted – just take the stoning of Stephen
4. A – Church just scatters as missionaries become martyrs B – But then a game changing moment on the road to Damascus!
5. A – Good news spreads from Jerusalem, Judea, Samaria B – Middle East to Africa, Middle East to Europe in bustling town areas
6. A – Good news has kept on spreading 2,000 years later B – We’re sealed with the same Spirit that raised up our Saviour

You’re a bit of a character

LEADERS NOTE

In this session, ask the group to read the clues and guess which Bible character they’re hinting at. Remind the group that these characters will only be from this section of the Bible story. In terms of delivery, think of a pub quiz set-up. This is best as a group activity (aim for three to four per group). You can use print-outs of the activity (one per group) or use the PowerPoint slides. Along with the clues, there is the option of giving multiple choice answers (see below). Encourage them to confer in their groups to come up with the answer. Once everyone’s ready, reveal the answer and the ‘Did you know?’ fact together.

‘DO’

Using the following clues, see if you can guess the Bible character from this beat of the story.

Character 1

- Clue 1 Had two names #SimonSays
Clue 2 Compared to a #Solid
Clue 3 Chopped a guy’s ear clean off #ListenUp
Is it... a. Peter b. Paul c. Andrew d. John

Answer: Peter

Did you know Peter swore that he would die for Jesus, but then denied he knew him three times. #Mark14
Still, Jesus called Peter the rock of the church. #Matthew16.18

Character 2

- Clue 1 Had a road to Damascus experience #Acts8
Clue 2 Held jackets when Stephen got stoned #CoatRack #NotThatKindOfStoned #Acts7
Clue 3 Loved a camping holiday #Tentmaker
Is it... a. Peter b. Paul c. Andrew d. John

Answer: Paul

Did you know Most Bible nerds believe Paul wrote at least seven letters in the Bible, (some say it was 13) #PenPalPaul

Character 3

- Clue 1 A deacon in the early church #Romans16
Clue 2 Travelled to Rome #WhenInRome
Clue 3 Delivered Paul’s letter #Postie
Is it... a. James b. Luke c. Phoebe d. Lydia

Answer: Phoebe

Did you know Paul trusted Phoebe with delivering his letter to Rome. When she arrived she probably shared the letter with many underground house churches. She risked her life, and we now have the letter of Romans in the Bible #RomansWasntDeliveredInAday

Character 4

- Clue 1 Always the encourager #GlassHalfFull
Clue 2 Had a right Barney with Paul #FallingOut #Mark
Clue 3 Led a church in Antioch #ChurchPlant
Is it... a. Luke b. Mark c. Peter d. Barnabas


Answer: Barnabas

Did you know Barnabas was nicknamed ‘son of encouragement’ #ThatsEncouraging #Acts4.36

Spoken word (4 mins)

THE POEM ...

Watch the Spirit film, or read the poem aloud from pages 55–57 of the *Six Beats* book.



Response

LEADERS NOTE

Depending on your group, you can ask them to engage in a reflective way or in an active way, with the following response options.

.....

ACTIVE RESPONSE ... (5 mins)

- Sketch a three-frame cartoon strip to sum up the story of Spirit
- Film yourself performing a ten-second rap of the Spirit story
- Write a spoken word sum-up of the Spirit story for socials (*try getting creative with hashtags*)
- Dai's example (slide optional): Spirit shows up and rubber stamps believing hearts. Equips believers with gifts and gumption to rep Jesus. Paul flips from persecutor to proclaimer – three mission trips later, ends up prisoner. [#Pentecost](#) [#RoadToDamascus](#) [#GospelGoesViral](#)


.....

REFLECTIVE RESPONSE ... (5 mins)

- Listen to the audio of the poem or watch the video again.



- Using emojis, how would you express the story and how it makes you feel?



.....

SHARING IS CARING ... (2-3 mins)

- Invite the young people to share what they've done

OUTRO

Summary of the Beat 5 Spirit story

LEADERS NOTE

Below is a summary of each part of the story in 60 seconds as a recap of where we've been. You can read this out as a script or encourage some of the young people to perform it. The **60-second selfie challenge** can also be used for this section to help bring each point to life in a playful and visually engaging way. These can be done as live freeze frames as you go through the story, or pictures you advance through that show on the screen. (*Alternatively, you can prep the pictures with team leaders/church members beforehand, which the young people only see in the 60-second sum-up.*)

Underneath each 60-second sum-up is a taster for the next session.

In following sessions, these sum-ups can also be used as recaps of the previous session.

60-second sum-up scripts

- 1. Risen Jesus appearances** – shows up for 40 days and appears to hundreds of his followers and friends
- 2. Holy Spirit shows up** – it was always part of the plan. Jesus had to go so the Spirit can be with us and help us be more like Jesus.
- 3. Church persecuted and scatters** – it's not just the church on a mission. While they're preaching Jesus as rescuer, and fulfilment of God's story, Paul's on a mission too – stop the Church at all costs.
- 4. Road to Damascus** – Paul swaps sides and it's 'cos he met Jesus.
- 5. Paul takes good news of Jesus on tour** – he goes international with the gospel. Three mission trips, setting up churches in Greece, Rome, Ephesus (modern day Turkey) to name a few, and writes many letters we now read in the New Testament.
- 6. This is where we join the story** – even though nobody is adding to the Bible, the story is unfinished because we get to be part of the story of the Church.

Next session taster...

Next week we'll explore the sixth and final beat of the Bible story, Home. Featuring a guy called John who had a download from God on how the whole story ends [#Revelation](#) [#HeavenOnEarth](#) [#NoMoreTears](#)

LEADERS NOTE

Ask for one volunteer to prepare to perform the spoken word poem 'Home' next session (alternatively, you can just play the video)

Pray

- Pray to close the session