



Week 6 / Pre-teens KS3

Spirit & Community

Session plan

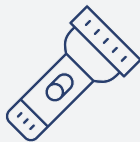
Core value: 'Power to transform you and the world for Jesus'

Key Verses:

Acts 1.8 (ESV)

'But you will receive power when the Holy Spirit has come upon you, and you will be my witnesses in Jerusalem and in all Judea and Samaria, and to the end of the earth.'

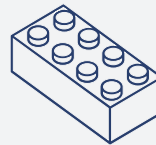
Resources:



Torch and its batteries



Jug of water and a glass for each person



Lego bricks (enough for each young person to have a pile)



Labels to go on the bricks, as follows: Sin, Death, Separated from God



'Us' and 'GOD' signs



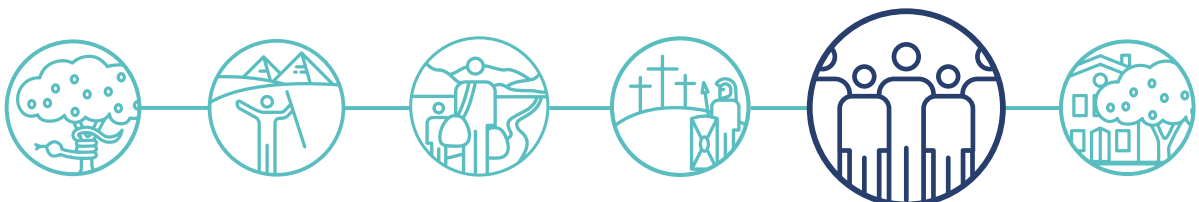
Paper cross or a cross made from wood or metal



Masking tape or duct tape



Facilities to show a YouTube video





Twirl of Love

Choose a volunteer and blindfold or have them face the wall (so that they can't see the other three volunteers about to be chosen). Choose another three volunteers (careful not to choose using their name), number them 1,2,3. Hand volunteer 1 this week's question – if not blindfolded they can read aloud, if blindfolded leader reads (with younger ones who find reading hard, leader may need to read). Encourage volunteer 1 to listen carefully to the answers 1,2 and 3 give. They must choose the best answer – whoever they choose, will be the one they share the 'Twirl of Love' with (any two-piece chocolate bar can be used).

This week's questions, based on last week's session, are:

Who is the only one who can show us perfect love? (Answer – Jesus)

What's the Bible's word or name for the kind of love that Jesus show us? (Answer – Agape)

What are the qualities of agape love? (Answer - unconditional, selfless, sacrificial)

How did Jesus ultimately show us agape love? (Answer – the cross)

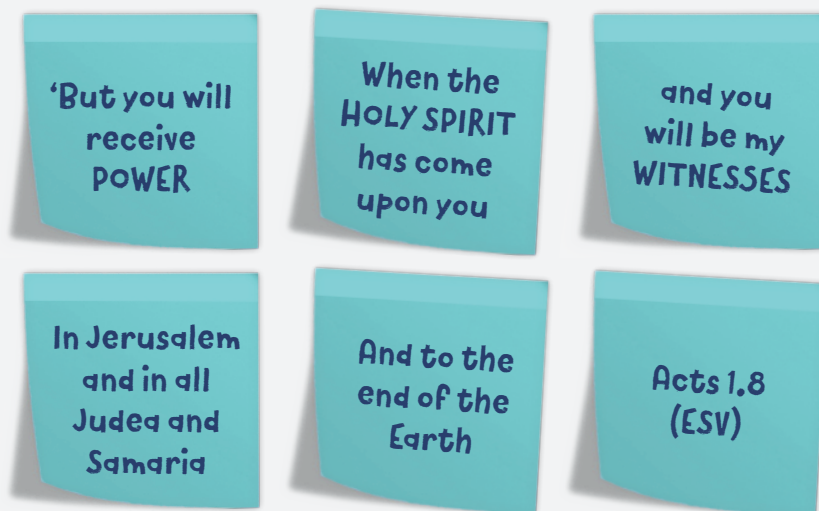
Zoom tweak

- This can still be played – volunteer 1 simply needs to blindfold themselves on screen
- When you choose your three additional volunteers, write their names on paper and hold to the screen, so they can see and know who you have chosen
- Have a physical Twirl with you to show on screen and pretend to hand it to the final winners

Bible Starter

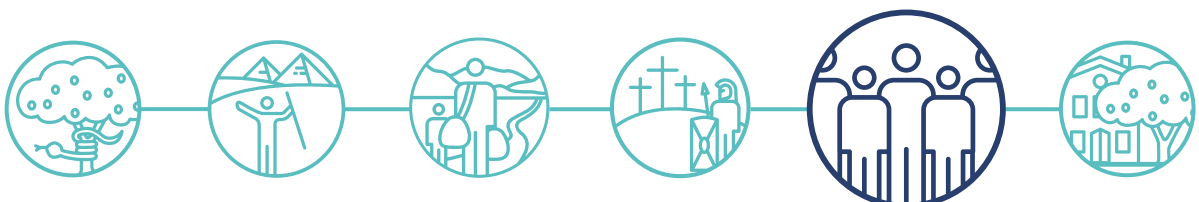
Reference the key Bible verse – if using paper, write out the verses on separate pieces of paper like the diagram below. Read the verse aloud together

Start each reading with these lines: *'The Bible is FULL of God's words. It is a marvellous treasure chest, full of beautiful and important things. What does it have to tell us today?'*



Zoom tweak

- The easiest way to achieve this is to have the verse on a PowerPoint and share your screen
- You can also have it written on paper which you can hold up to the screen





Activity: You are a Torch and an Upside-Down Glass

Show the young people a torch without its batteries and an upside-down glass.

Application: Tell the group that the Bible says that without God we are like a torch without its batteries (show that the torch can't work without batteries) and an upside-down glass (try pouring water and it spills everywhere). Like the torch and the glass, we basically don't function well without God.

Brick 1 – Labelled 'SIN'

Building Block 1 – What is Sin?

Have a large S-I-N written on separate sheets of A4 paper

Explain sin through the following acronym:

- **S**hove off God
- **I**'m in charge
- **N**ot you

Brick 2 – Labelled 'Death'

Building Block 2 – The Price of Sin

Ask someone to read Romans 6.23, 'The wages of sin is death ...'

Our Sin attitude has a punishment – death – which includes an eternal separation from God.

Using the tape, mark out two lines with a large gap between them. On the floor lay down your sign that says 'GOD' and the sign that says 'US'.

Application: Sin separates us from God. Of course it does! At its core is a decision to say, 'Shove off God'. It creates a divide that we cannot cross (try and leap the gap – unsuccessfully!).

Brick 3 – Labelled 'Separated from God'

Building Block 3 – Separated from God

Lego bricks: God made us and we are designed to be connected with God (demonstrate this by connecting two Lego bricks – one labelled 'us' and the other 'God'). But sin separates us from him (put a piece of card or paper labelled 'sin' between the blocks so they can't connect).

Application: If we are separated from God, we are not able to be the people he designed us to be – worse than that, we are spiritually dead like the torch without its batteries is 'dead' and an upside-down glass is useless and can't be used for what it was designed for.

Activity: Bleak Wall

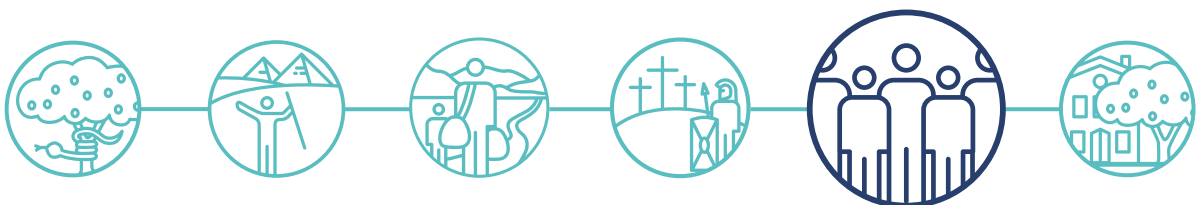
Stack the labelled bricks on top of each other – this looks bleak! It's a 'Bleak Wall' – SIN, DEATH, SEPARATED FROM GOD – none of this is good news!

Before you smack the panic button, remember what Jesus did to sort this out? Get a cross and place it in front of the 'Bleak Wall'.

Application: Jesus died to pay the price for our sin. The gap between us and God has been bridged (make a cross from tape and place it in the gap between your two lines from earlier). We have a very important choice. Do we cross over to be with God or not? Do we give our lives to God and make him the boss of our lives, or not? If we do so, this is what we can expect to happen ...

Zoom tweak

- The gap illustration can be an image on a sheet of paper or a PowerPoint slide
- You could create it in your space and allow the children to see you try and leap the gap and not make it on screen





Activity: Pentecost Story (Acts 2)

Explain that after Jesus had died, he came back to life and ascended to heaven. The disciples waited for a gift Jesus had promised them. The gift came on the day of Pentecost – it's the day Jesus sent the Holy Spirit to be in and with his followers.

Task: Can you spot what the Holy Spirit (God in and with us) does?

Watch the following film: www.youtube.com/watch?v=PLa-lj0zCGg

Application: When someone becomes a Christian, God lives in them and is with them forever. With God in us and with us as the Holy Spirit, we have access to his power. The Holy Spirit can fill us with the presence of God, transform and change us to be more like Jesus and give us courage to share the gospel with others. As you explain this, place the batteries in the torch and turn it on so that it shines.

Application: The torch looks like a torch; it has all the component parts of a torch, but can never actually be a torch until the batteries are inserted. Without the power of the batteries, the torch is dead!

It's the same with us: until the power of the Holy Spirit is in and with us, we are spiritually dead. We need God's power to help us be the people we were designed to be. The torch was designed to shine light. We are designed to shine Jesus' light.

Task: Did you spot it?

Question: Did you spot the main thing the Holy Spirit equipped his people to do?

Answer: He equipped them to do anything it might take to bring others to faith.

The Holy Spirit, God in and with us, empowers us to do whatever it takes to tell others about Jesus.

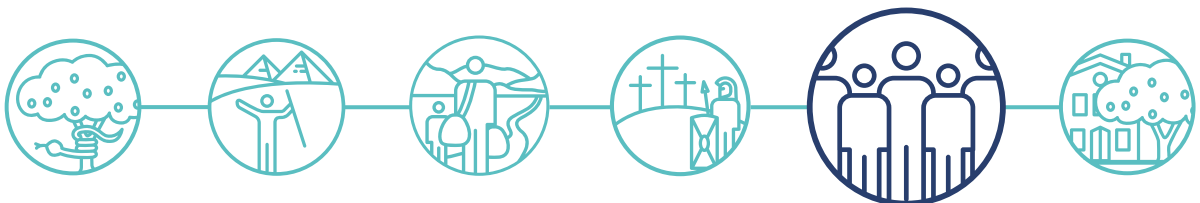
So, the big question is, will we turn ourselves the right way up (turn the glass the right way round) and allow God to fill us with his Holy Spirit (fill glass with water), so that we can be fully alive and be the people we were always intended to be?

Now get glasses for everyone and fill them all with water, arrange them into the shape of a simple house around your 'bleak wall' that has a cross on it.

Explain – the day the Holy Spirit came was the start of God's family – the CHURCH. As each one of us becomes a Christian, they are filled with God's Holy Spirit and become part of his family – the Church.

Zoom tweak

- This can all be done. Simply ensure that you have all your resources ready and a space big enough for you to create it and for your device camera to be able to see it
- If you don't, you could create it and take pictures and show each picture one at a time and play them through a PowerPoint as you speak





Activity: Stronger Together

Part 1: Give each young person a couple of Lego bricks. Ask them after your count to build a house.

Application: You can do very little with a couple of Lego bricks.

Part 2: Give young person a pile of Lego bricks. Give them 60 seconds to build a house and then compare the houses.

Application: The Church is about people who are filled with the Holy Spirit and love God. Together they become more like Jesus and telling others about him. As a Church we are far more effective together than we are alone.

Part 3: Undo all the houses and encourage everyone to bring their bricks together and build a giant house.

Application: The power of Jesus is best shown when we come together as the Church and make a difference.

Zoom tweak

- You can do this for the young people to watch you do it
- Make sure you have pre-made some Lego houses, to make the application in part 2
- If you can, perhaps pre-warn the young people that they all need some Lego bricks for the Zoom session

Activity: Summary

Invite the group into a discussion to summarise this session. Talk about the following questions:

- Who is the Holy Spirit?
- How did the Church start on the day of Pentecost (perhaps read sections from Acts 2)?
- Do you think the Church is important today? Why?
- What do you think happens when people are filled with the Holy Spirit?
- How do you feel about being/becoming a Christian and being filled with the Holy Spirit?

Creative Prayer:

Give each young person a cup of water. Ask everyone to close his or her eyes. Ask them to listen to the prayer you are about to pray. If they agree with it, invite them to drink the water.

Pray:

Lord Jesus, I believe you died to forgive me and sort out my sin attitude.

I am sorry for my sin attitude. I want you to be in my life, from this day on, forever.

Thank you that you can fill me with your Spirit.

In your power help me to become more like you.

In your power help me to tell others about you.

Help me journey with others who know you – so that together we can change the world for your sake. Amen

Zoom tweak

- Pre-message the young people to have a glass of water ready for this session
- If they forget they can imagine drinking a glass as the prayer is read
- Have the prayer on a PowerPoint slide for the young people to read the first time you say it aloud



Next Session:
Session 7: Hope & Home