



# Week 6 / Juniors KS2

## Spirit & Community

### Session plan

**Core value:** 'Join God's family. Be filled with the Holy Spirit. Boom: changed you, changed world!'

#### Key Verses:

##### Acts 1.8 (ESV)

*'But you will receive power when the Holy Spirit has come upon you, and you will be my witnesses in Jerusalem and in all Judea and Samaria, and to the end of the earth.'*

#### Resources:



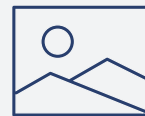
Science lab coat  
(not essential)



Science equipment  
(not essential)



A science experiment  
to demonstrate  
(not essential)



Pictures of church  
buildings



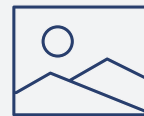
Electric fan



Outline of a  
church on a large  
sheet of paper



Superhero music



Images as described in  
'Activity: Get'



Superhero call-out signs –  
Boom/Zap/Kapow/Pow/  
Pop/Snap/Wham etc.



ORIGINS  
& MEANING



EXODUS  
& FREEDOM



EXILE  
& PEACE



MESSIAH  
& LOVE



**SPIRIT**  
& COMMUNITY



HOPE  
& HOME



## Twirl of Love

Choose a volunteer and blindfold or have them face the wall (so that they can't see the other three volunteers about to be chosen). Choose another three volunteers (careful not to choose using their name), number them 1,2,3. Hand volunteer 1 this week's question – if not blindfolded they can read aloud, if blindfolded leader reads (with younger ones who find reading hard, leader may need to read). Encourage volunteer 1 to listen carefully to the answers 1,2 and 3 give. They must choose the best answer – whoever they choose, will be the one they share the 'Twirl of Love' with (any two-piece chocolate bar can be used).

**This week's questions** (based on what the group learned in last week's session about Jesus):

Who loves us the most? (Answer: Jesus)

What is Jesus' love like? (Answer: perfect)

How do we know that Jesus loves us the most? (Answer: the cross)

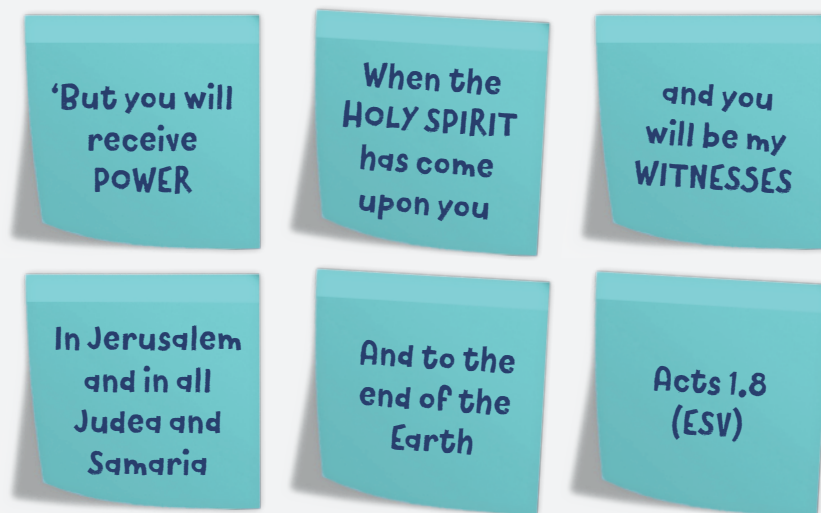
### Zoom tweak

- This can still be played – volunteer 1 simply needs to blindfold themselves on screen
- When you choose your three additional volunteers, write their names on paper and hold to the screen, so they can see and know who you have chosen
- Have a physical Twirl with you to show on screen and pretend to hand it to the final winners

## Bible Starter

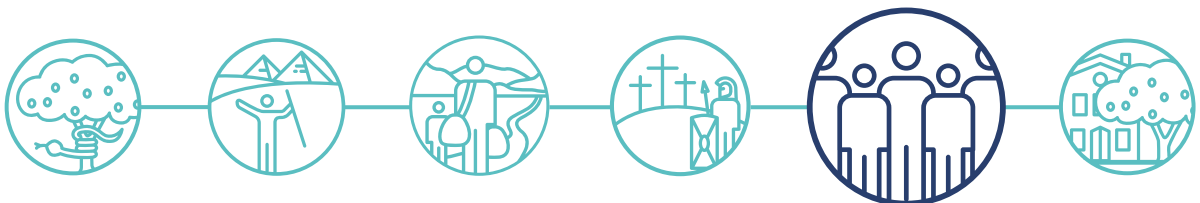
Reference the key Bible verse – if using paper, write out the verses on separate pieces of paper like the diagram below. Read the verse aloud together.

Start each reading with these lines: *'The Bible is FULL of God's words. It is a marvellous treasure chest, full of beautiful and important things. What does it have to tell us today?'*



### Zoom tweak

- The easiest way to achieve this is to have the verse on a PowerPoint and share your screen
- You can also have it written on paper which you can hold up to the screen





## Activity: Science: Join. Get. Boom.

If you can dress as a mad scientist with some science implements and demonstrate a safe science experiment, all the better.

Ask the group if they have ever signed up to a club where you get something through the post every month, like a magazine or a craft club? What happened? (allow them to tell stories).

Imagine you decide to sign up to get a monthly science magazine (if science is something they all hate, you can really ham this up). You are super excited! To sign up you need to do so three things:

- 1. Join:** the first thing you have to do is join the monthly science magazine group – so you fill in your details, or a responsible adult does, and you have joined!
- 2. Get:** then the exciting part! You GET your first science magazine in the post! Sometimes you get an extra gift. Maybe a cool badge in the shape of a chemistry bottle with the words 'Science Club Member'.
- 3. Boom:** now the monthly science extravaganza can begin. Month after month of spectacular science that wows your family and friends and gets you top marks in science at school.

Now demonstrate your science trick (this isn't essential).

**Application:** Today we are learning what happens when we join God's family. We get something or rather someone and then everything goes BOOM (in a good way).

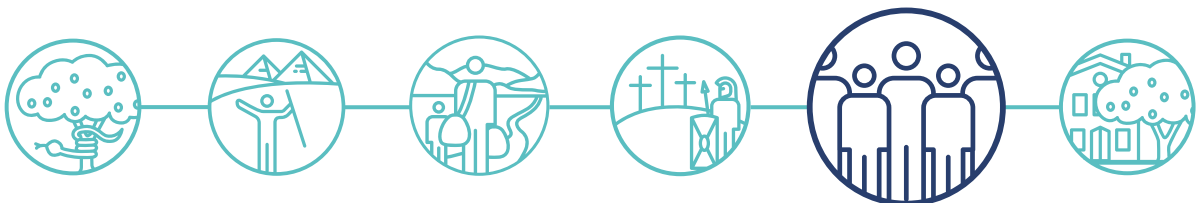
## Activity: Join

Ask the children what they think church is? Using the old playground rhyme and your hands, say 'Here is the church, here is the steeple, open the door and here are the people.' Show pictures of churches, but affirm that buildings are NOT the church. Church is about people, not buildings. Go through each child present, say their name and say, 'Sally, once you love Jesus and become a Christian, you join God's family' (get Sally to stand). 'Tom, when you love Jesus and become a Christian, you join God's family' (Tom stands and holds hands with Sally). Repeat this until all children have stood up. With your large sheet of paper with the basic outline of a typical church building on the floor, ask children to stand around the outline and hold hands.

Application: (Standing in the middle of the children): the Bible says that once we love Jesus we JOIN his family, the Church. Therefore, everyone else in the world who loves Jesus too, is now your brother or sister! Together, all over the world, we are a family – God's family!

### **Zoom tweak**

- When called, instead of holding hands they can hold their hands to the screen
- Have an image of a church and have pre-written their names and the names of any other Christian they may know on the shape of the church
- OR in our space have a church outline on your floor using masking tape and place pictures of your children on the outline





## Activity: Get

Litter the floor with a range of superhero super power pictures. Ideally you want to have at least three of each of the following:

- Thor's hammer – strength
- Superman's cape – fly
- Superman's eyes – lasers
- Batman's car – which can change into a bike
- Iron Man's suit
- Iron Man's brain
- Black Widow's martial arts skills
- Captain America's shield – strong to defend and fight
- Hulk's muscles
- The Flash's speed
- Ant Man's ability to change size
- Spiderman's web

Encourage the children to choose three pictures of the 'powers' that they would like to have. Keep hold of them until the end of the session for the Creative Prayer.

**Application:** What if I told you that as soon as you love Jesus not only do you join his family, but you also get his power? (Using the pictures) explain that God's power is real, it created our world, can control weather and even can heal people. Once we are Christians, we can have God's power in and with us FOREVER.

### **Zoom tweak**

- Have the images on a PowerPoint slide
- Talk through them and allow children to talk their chosen through with you

## Activity: Story – Day of Pentecost (Acts 2.1–41)

You could play some superhero music in the background to build expectancy as you share story. Add the actions for the children to follow as they listen.

Have you ever dreamed of being a superhero?

Have you ever dreamed of having a superpower?

*(Get the children doing a Spidey move, web from wrists)*

Well, when we are part of God's family, we can have GOD's POWER

*(Flex arm muscles)*

Thor, Ironman, Spiderman, Superman, none of their powers compare to God's power.

*(Big GASP and hand on mouth)*

Let me tell you the story of the day God's power came. The day it became possible for you and me to have God's power

Thousands of people went to Jerusalem to celebrate a festival called Passover

*(Pretend you are eating at a party)*

They came from many countries, which meant they spoke in many different languages

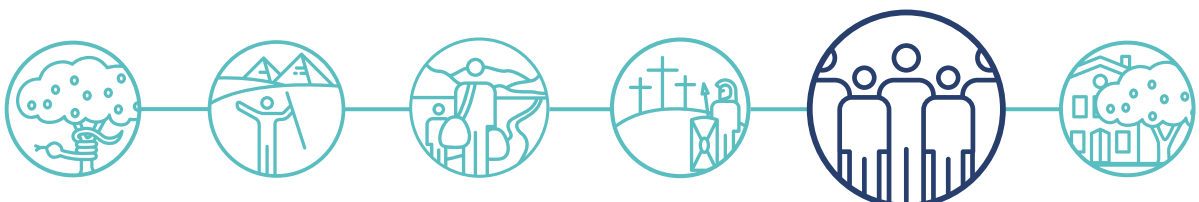
*(Allow children to share words they know from another language and to speak them all at the same time)*

However, this particular day, Jesus' disciples, Jesus' friends, were praying in a room

*(Gather in a circle and hands together as if praying)*

As they were praying, something SUPER happened. Something incredible!

*Continued on next page...*





A wind filled the room and it was so strong it started to shake the house  
*(Turn on a fan and allow children to feel the wind on their faces)*

As the disciples started to look around at one another, wondering what was happening, there appeared to be flames of fire resting on all their heads!

It was in that moment, the disciples knew – God had sent them HIS power – the Holy Spirit.  
*(Do a 'mind blown' action with hands sparking from side of head)*

As soon as God's power had filled the disciples, some amazing things started to happen

The disciples were able to speak in the languages the people in Jerusalem were able to speak in  
*(Speak in multiple languages all at the same time again)*

When the people heard all of this they wondered, 'What's happening?'

The crowd were amazed and they asked the disciples, 'How are you able to speak in the language that I speak in?'

*(Encourage children to look at each other and ask multiple times 'How?')*

Then one of the disciples named Peter stood up. He was full of God's power and he told them about God's plan

He said, 'Jesus, you know Jesus? He came; he died and came back to life three days later. Why? To rescue all of you from all the bad things you have ever done'

*(Make sign of cross with arms outstretched)*

Because Peter and all the disciples were full of God's Holy Spirit, amazing things started to happen  
*(Do a 'mind blown' action with hands sparking from side of head)*

That day three thousand people decided to be best friends with Jesus and to follow him  
*(Get children all following you around the room)*

Well of course, once they made that decision, they were part of God's family. Remember, as soon as you are part of God's family, what do you get? God's power

*(Hold palms out and face up as if receiving something, perhaps make a 'Pzzz' sound as if being filled with a power)*

It was amazing. It was immense. In one day, 3,000 people became part of God's family and received God's power

*(Lots of 'Wow' and 'GASP')*

God's power changes people's lives. It makes us kind, good and loyal. His power changes not just us. God's power changes the world!

If you choose to become part of God's family, you also will get God's power

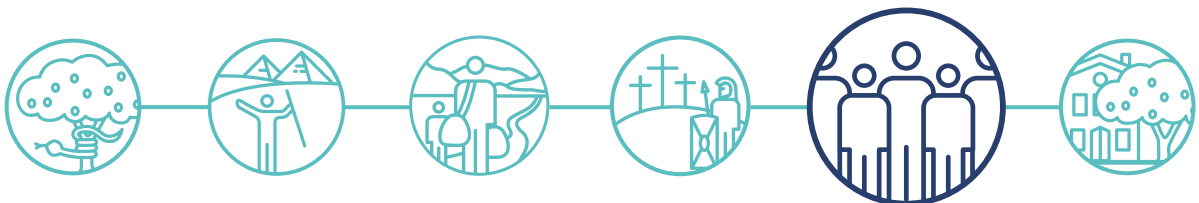
*(Do a 'mind blown' action with hands sparking from side of head)*

**Zoom tweak**

- Encourage the children to follow all actions as seen by you leading on screen

## Activity: BOOM Step 1

Using your selection of comic book call-out signs (Boom, Zap, Pow, Kapow, Pop, Snap, Wham), allow the children some time to think about the Pentecost story again. Can they recall a 'BOOM' moment from the story – something powerful and amazing?





## Activity: BOOM Step 2

Share some quick 60-second stories with your children from the Bible or summarise examples from the following films:

<b>Bible Stories</b>	<b>Modern Stories</b> (These are probably not suitable for the children to watch themselves, but you could draw on these modern stories)
Calming the Storm Mark 4.35–41	Story behind 'Dance Again' <a href="http://www.youtube.com/watch?v=1FPUFx3EPw0">www.youtube.com/watch?v=1FPUFx3EPw0</a>
Raising Jairus Daughter from the Dead Mark 5.21–43	Two Brothers Encounter Jesus <a href="http://www.youtube.com/watch?v=snPyGiYVEb8">www.youtube.com/watch?v=snPyGiYVEb8</a>
Jesus Feeds 5,000 people Mark 6.31–44	Bibles to Change a Nation <a href="http://www.youtube.com/watch?v=5klAyHiCyeo">www.youtube.com/watch?v=5klAyHiCyeo</a>
Jesus heals a paralysed man Mark 2.1–12	Corrie Ten Boom Forgives <a href="http://www.youtube.com/watch?v=7Pec52qqqk">www.youtube.com/watch?v=7Pec52qqqk</a>

As they listen to the stories, invite the children to shout out their preferred 'call-out' at the end.

**Application:** When we choose to love Jesus, we join his family. When we join his family, we receive his power. The Holy Spirit is with us and in us forever, and this changes EVERYTHING! It changes us. It changes the world. It's a real BOOM!

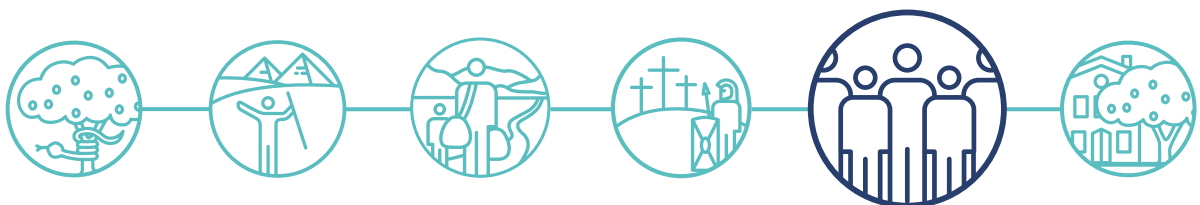
**Zoom tweak**

- Have the comic strip call-outs on screen or show paper copies one at a time
- Allow children to choose their favourite one
- They call that sound out with dramatic effect as and when needed above

## Activity: Power Swap Out

Summarise all the things where we've seen God's power at work in this session. Now invite the children to look at the three superpowers they chose. Ask them if they would like to swap the 'superpowers' for God's ultimate power? Allow children to respond honestly.

**Application:** Once we choose to love Jesus, we JOIN his family and receive his power in and with us forever. That means we, especially we together as Church, can do incredible BOOM things to change the world!





## Creative Prayer

Allow the children to bring their three chosen superpower pictures and stand in the circle. Tell them that if they would like to swap those powers for God's ultimate power, to screw the pieces of paper they have into balls and thrown them in the circle (as if throwing away).

Once they have done so they hold hands with the person next to them and close their eyes.

### Pray

*Jesus, we thank you that once we love you we are not on our own.*

*Everyone who loves you is part of our family.*

*Thank you that you give us your power to be in and with us forever.*

*May we choose you and your power.*

*Help us to use your power to change the world.*

*Amen.*

## Optional Craft Activity

### You will need:

- Salad spinner
- Red, yellow and orange paints
- Paper plates
- Felt pens

Place a paper plate at the bottom of the salad spinner. Add streaks of paint to the plate. Place the lid on the spinner and spin. Open to see the results – it should look like a flame.

Encourage the children to write words on the plate that remind them of the story of Pentecost.

## Next Session:

### Session 7: Hope & Home



**ORIGINS**  
& MEANING



**EXODUS**  
& FREEDOM



**EXILE**  
& PEACE



**MESSIAH**  
& LOVE



**SPIRIT**  
& COMMUNITY



**HOPE**  
& HOME