



Week 6 / Infants KS1

Spirit & Community

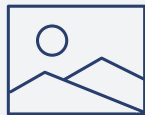
Session plan **Core value:** 'We have God's power when we are part of God's family!'

Key Verses:

Acts 1.8 (ESV)

'But you will receive power when the Holy Spirit has come upon you, and you will be my witnesses in Jerusalem and in all Judea and Samaria, and to the end of the earth.'

Resources:



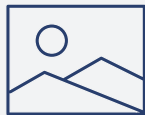
Avengers picture



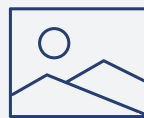
Electric fan or pre-made paper fans



Lots of red fabric or red paper that can be waved like flames of fire



Pictures of ten superheroes, of whom four should be Avengers



Ten pictures – three superheroes, three biblical characters, four people known to the children from your church



Punch bag or pillow



ORIGINS
& MEANING



EXODUS
& FREEDOM



EXILE
& PEACE



MESSIAH
& LOVE



SPIRIT
& COMMUNITY



HOPE
& HOME



Twirl of Love

Choose a volunteer and blindfold or have them face the wall (so that they can't see the other three volunteers about to be chosen). Choose another three volunteers (careful not to choose using their name), number them 1,2,3. Hand volunteer 1 this week's question – if not blindfolded they can read aloud, if blindfolded leader reads (with younger ones who find reading hard, leader may need to read). Encourage volunteer 1 to listen carefully to the answers 1,2 and 3 give. They must choose the best answer – whoever they choose, will be the one they share the 'Twirl of Love' with (any two-piece chocolate bar can be used).

This week's question ...

Who really loves us? (Answer: Jesus)

How do we know? (Answer: Because he died and rose again to rescue us)

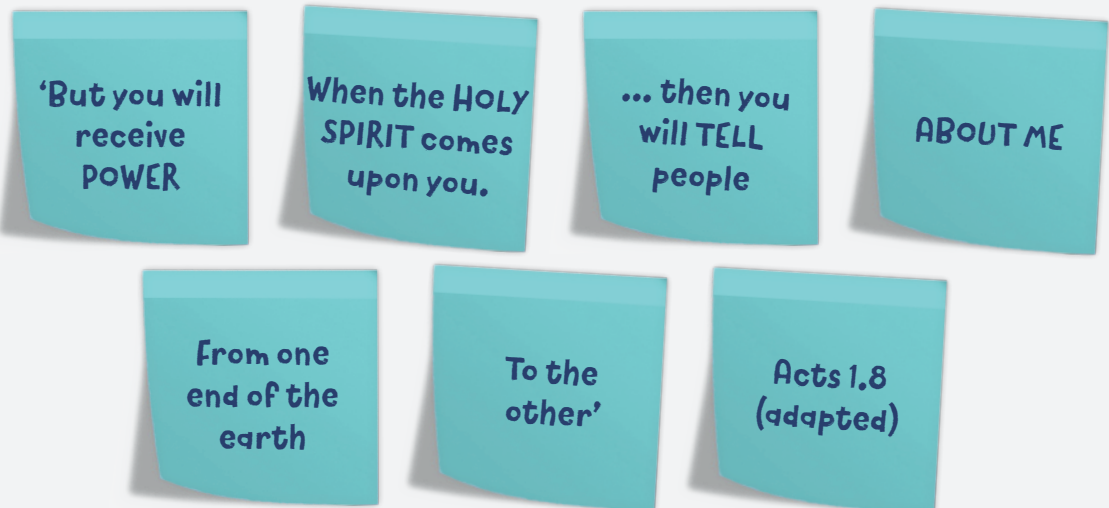
Zoom tweak

- This can still be played – volunteer 1 simply needs to blindfold themselves on screen
- When you choose your three additional volunteers, write their names on paper and hold to the screen, so they can see and know who you have chosen
- Have a physical Twirl with you to show on screen and pretend to hand it to the final winners

Bible Starter

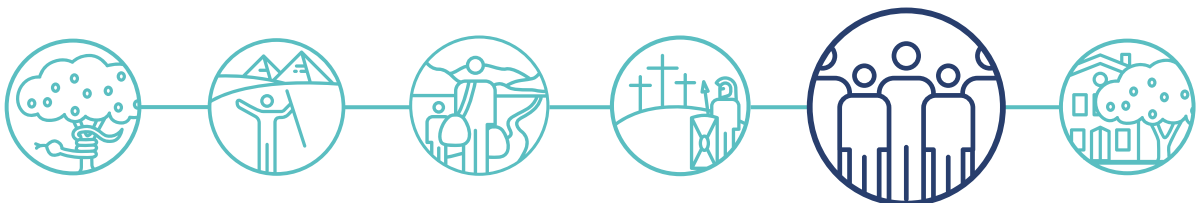
Reference the key Bible verse – if using paper, write out the verses on separate pieces of paper like the diagram below. Read the verse aloud together

Start each reading with these lines: *'The Bible is FULL of God's words. It is a marvellous treasure chest, full of beautiful and important things. What does it have to tell us today?'*



Zoom tweak

- The easiest way to achieve this is to have the verse on a PowerPoint and share your screen
- You can also have it written on paper which you can hold up to the screen





Activity: Superheroes

Ask the children to find a space, they must move around the space acting like whatever superhero you call out. Move like ...

- Superman
- Spiderman
- Batman
- Thor
- Hulk
- Captain America
- Iron Man
- Batgirl
- Black Panther

Application: Ask the children who their favourite superhero is and ask them why?

Announce that you would love to be a superhero (show a picture). If I could be any superhero I would be (pick your own). Every superhero has a power that makes them super (e.g. Spidey – web, Hulk – strength, Thor – hammer)

What if I told you that we can also have power? Not any power. GOD'S POWER. We can have God's power when we are part of God's family.

Story: Pentecost (Acts 2)

(Perhaps play some superhero music as you go through the story to build anticipation)

Add the actions for the children to follow as they listen to the story

Have you ever dreamed of being a superhero?

Have you ever dreamed of having a superpower?

(Get the children poised with doing a Spidey move, web from wrists)

Well, when we are part of God's family, we can have GOD'S POWER

(Flex arm muscles)

Thor, Ironman, Spiderman, Superman – none of their powers compare to God's power

(Big GASP and hand on mouth)

Let me tell you a story of the day God's power came. The day it became possible for you and me to have God's power

Thousands of people went to Jerusalem to celebrate a festival called Passover

(Pretend you are eating at a party)

They came from many countries, which meant they spoke in many different languages

(Allow children to share any word in another language they know and to speak them all at the same time)

But on this particular day, Jesus' friends were praying in a room

(Gather in a circle and hands together as if praying)

As they were praying, something SUPER happened. Something incredible!

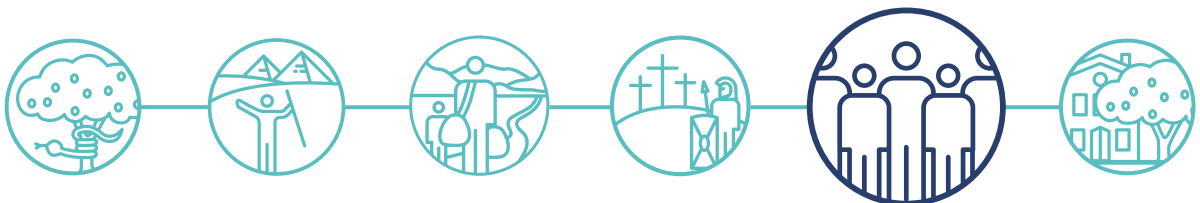
A wind filled the room. It was so strong that it started to shake the house

(Turn on a fan and allow children to feel the wind on their faces)

As the disciples started to look around at one another, wondering what was happening, there appeared to be flames of fire resting on all their heads!

(Have multiple red fabrics that can be waved over heads of children)

Continued on next page ...





Week 6 / Infants KS1

Spirit & Community

EXPERIENCE A BETTER STORY



The Bible Series

It was in that moment, the disciples knew – God had sent them HIS power. God had given them the Holy Spirit.

(Do a 'mind blown' action with hands sparking from side of head)

As soon as God's power had filled the disciples, some amazing things started to happen

The disciples were able to speak in all of the languages the people in Jerusalem were able to speak

(Speak in multiple languages all at the same time again)

When the people heard all the noise they were wondering, 'What's happening?'

The crowd were amazed and were asking the disciples, 'How are you able to speak in the same language that I speak?'

(Encourage children to look at each other and ask multiple times 'how?')

At that moment one of the disciples named Peter stood up full of God's power and told them God's plan

He said, 'Jesus, you know Jesus? He came, he died and then came back to life. Why? To rescue us from all the bad things you have ever done'

(Make sign of cross with arms outstretched)

Because Peter and the disciples were now full of God's power, amazing things started to happen

(Do a 'mind blown' action with hands sparking from side of head)

That day 3,000 people decided they were going to be best friends with Jesus and they were going to follow him

(Get children all following you around room)

Of course, once they made that decision they were part of God's family. Remember, as soon as you are part of God's family, what do you get? God's power

(Hold palms out and face up as if receiving something, perhaps make a 'Pzzz' sound as if being filled with power)

It was amazing. It was immense. In one day, 3,000 people became part of God's family and received God's power

(Lots of 'Wow' and 'GASP')

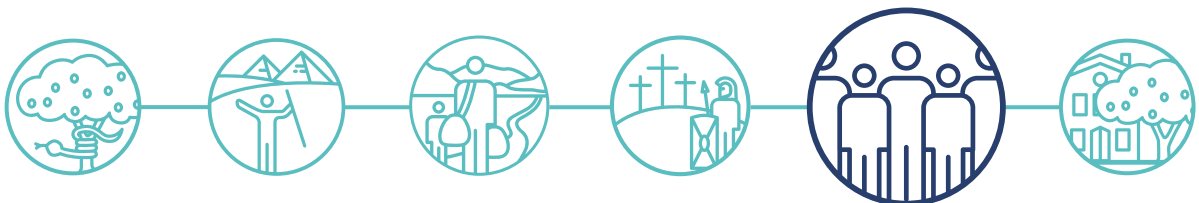
God's power changes people's lives. It makes us kind, good and loyal. His power can change us and change the world

So, if you become part of God's family, you also get God's power

(Do a 'mind blown' action with hands sparking from side of head)

Zoom tweak

- Allow the children to follow all the actions as seen by you leading on screen
- For the wind and flames of fire, ask an adult ahead of the session to provide a red item of clothing and a paper fan
- Ask children to wave the fans and the red fabric as they need – you are demonstrating on screen





Activity: Superhero Family Part 1

Explain that there are many superheroes, but not all of them are in the Avengers family. Show pictures of a range of superheroes (ten in total) and ask the children to decide which of the superheroes are in the Avengers family (only choose four or five Avengers).

Superhero List	Avengers
Superman	Iron Man
Blade	Captain America
Batman	Thor
Wolverine	Spiderman
Black Panther	Hulk
Ultron	War Machine (aka James Rhodes)
Captain Marvel	Black Widow
Superwoman	Sentry
Doctor Strange	Spider-Woman
Ant Man	Hawkeye

Zoom tweak

- Have images on the screen, either as paper pictures or on a PowerPoint that you screen share
- Children can call out 'AVENGERS FAMILY' when they spot a superhero in the Avenger family

Activity: Superhero Family Part 2

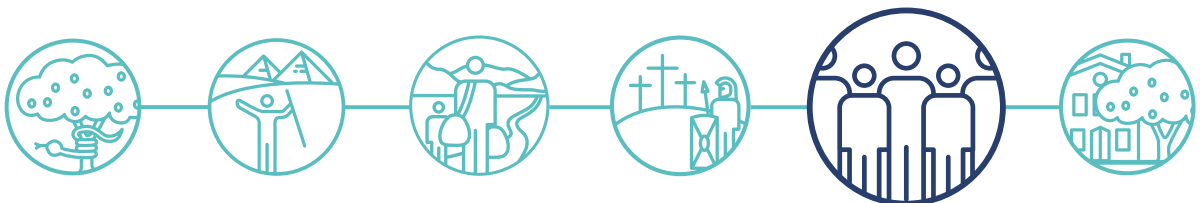
This time have some pictures of people they might know (from your church), some pictures of Bible characters (make sure you add the name of the person to the picture), along with some of the superheroes again. Your list of people could include:

- Joseph (multi-coloured coat)
- Noah
- Mary (Jesus' mother)
- Thor
- Ironman
- Black Widow
- Person from church – perhaps you
- Person from church

This time ask the children to put the people together who they think are in God's family.

Zoom tweak

- Have images on the screen, either as paper pictures or on a PowerPoint that you screen share
- Children can call out 'GOD'S FAMILY' when they spot a Christian





Activity: Part of God's Family

Play a variation on 'Simon Says'. In this variation, we want to encourage the understanding that those in God's family listen to God. Invite the children to find a space and listen to a variety of actions from different adults around the room, but make clear that the only person they must listen to is you. As the leader, you will say 'God is your best friend and he says ... touch your head/wiggle your nose/jump forward etc.'

When they hear your order, they listen and respond accordingly.

When they hear an order from anyone else, they must not listen or they will be out of the game.

Application: To be part of God's family we decide that God is our best friend and the one we will ALWAYS listen to.

Zoom tweak

- This can still be played
- It's just that some of your orders have the prefix 'God is your best friend and he says ...' and others do not

Creative Prayer

Using a punch bag or pillow, invite each child to come forward and punch the punch bag/pillow. As they do so, say the following prayer over them:

Pray

Thank you, Lord, that we have your power, when we are part of your family. Amen

Side note: If you have a quieter child who doesn't want to punch something, they can flex their muscles and pray the prayer.

Zoom tweak

- Ask each child to get their pillow or the biggest teddy in the room (make sure they know what they will be doing ahead of time)

Optional Craft Activity

You will need:

- Strips of red, orange and yellow card long enough to go around a child's head
- Red, orange and yellow crepe paper
- Stapler
- Glue

Take the strips of card, measure around each child's head and staple the card at the right size.

Give each child some flame shaped red/orange/yellow crepe paper (if you don't have this, then with some plain card and felt tips, allow them to decorate paper to look like flames). Attach the flames to the headpiece with the stapler or some glue.

Next Session:

Session 7: Hope & Home

