



# Week 5 / Juniors KS2

## Messiah & Love

### Session plan

**Core value:** 'God loves us most'

#### Key Verses:

##### John 3.16 (ESV)

*For God so loved the world, that he gave his only Son, that whoever believes in him should not perish but have eternal life.*

##### 1 John 3.1 (NIV)

*See what great love the Father has lavished on us, that we should be called children of God! And that is what we are! The reason the world does not know us is that it did not know him.*

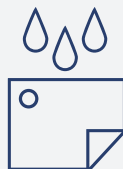
#### Resources:



A big heart drawn and cut out from a sheet of paper



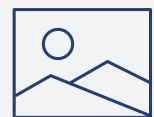
Lots of cut out people shapes – allow four per child



Tarpaulin or plastic



Rice or sand – enough to spread across the plastic/tarpaulin



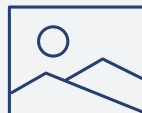
A3 image of Jesus (to hide under the sand/rice)



Three images of Jesus:  
1. Judas/kiss in Gethsemane  
2. Feeding 5,000  
3. Jesus on the cross



Green, black, red, white and yellow items for the Gospel Scavenger Hunt



Printed images of superheroes



Five boxes each labelled:  
Teacher, Mad, Bad, Popular Leader, Superhero Saviour



Small slips of paper for each child



**ORIGINS**  
& MEANING



**EXODUS**  
& FREEDOM



**EXILE**  
& PEACE



**MESSIAH**  
& LOVE



**SPIRIT**  
& COMMUNITY



**HOPE**  
& HOME



## Twirl of Love

Choose a volunteer and blindfold or have them face the wall (so that they can't see the other three volunteers about to be chosen). Choose another three volunteers (careful not to choose using their name), number them 1,2,3. Hand volunteer 1 this week's question – if not blindfolded they can read aloud, if blindfolded leader reads (with younger ones who find reading hard, leader may need to read). Encourage volunteer 1 to listen carefully to the answers 1,2 and 3 give. They must choose the best answer – whoever they choose, will be the one they share the 'Twirl of Love' with (any two-piece chocolate bar can be used).

**This week's questions** (based on what the group learned in last week's session about peace):

- Who is perfect? (Answer: God)
- If we trust our perfect God, what will we always have, no matter what? (Peace)

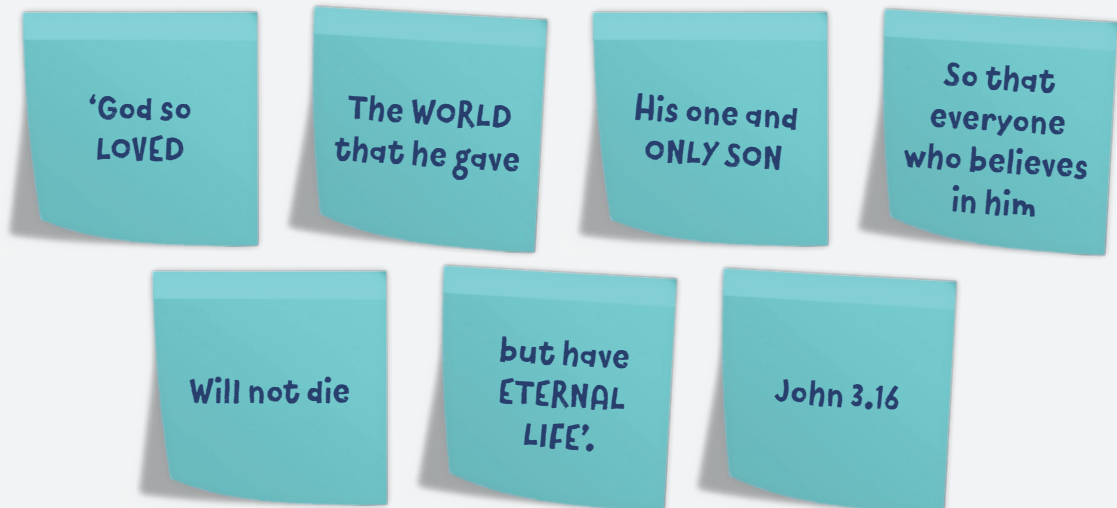
### Zoom tweak

- This can still be played – volunteer 1 simply needs to blindfold themselves on screen
- When you choose your three additional volunteers, write their names on paper and hold to the screen, so they can see and know who you have chosen
- Have a physical Twirl with you to show on screen and pretend to hand it to the final winners

## Bible Starter


Reference the key Bible verse – if using paper, write out the verses on separate pieces of paper like the diagram below. Read the verse aloud together.

Start each reading with these lines: *'The Bible is FULL of God's words. It is a marvellous treasure chest, full of beautiful and important things. What does it have to tell us today?'*



### Zoom tweak

- The easiest way to achieve this is to have the verse on a PowerPoint and share your screen
- You can also have it written on paper which you can hold up to the screen





## Activity: Who do we love?

Place a big heart on the floor. Give four cut out people to each child. Give the children some time to consider people they know who love them – they write the name of that person in the paper person and lay it on the heart on the floor (e.g. paper person 1 could be Mum).

**Application:** Many people in our lives love us. However, there is one person who loves us most.

### Zoom tweak

- Pre ask families to have perhaps cut out four paper people or even gather four teddy bears or Lego characters
- Either have a large heart on a PowerPoint slide on your screen, OR have a large heart on the floor in your space and allow your device camera to see you and it

## Activity: Discover Jesus

Using a large, shallow tough tray (or use a tarpaulin) place the A3 sized picture of Jesus in the centre and hide it using the rice or sand. Invite the children to wipe away the rice/sand and discover the face of Jesus.

If your group is big, have one volunteer and time them – how quickly can they find the picture?

**Application:** The Bible tells us Jesus loves us more than anyone, even more than the four people we know who love us a lot!

### Zoom tweak


- Have a tray filled with rice/sand that you search through to find the picture of Jesus
- Have some fun with asking children who they think could possibly love them more than their Mum
- As you scramble for the image, make some silly guesses to engage them as you look.

## Activity: Perfect Love

Ask the children what they would do in each of the following situations and then look at what Jesus did. Do their reactions and choices match Jesus? What do Jesus' reactions tell us about how much he loves people?

YOU	JESUS
<p>A best friend goes to some people who are not your friends and tells them a secret about you (which means they tease you) in order to play a game of football with them at break time.</p> <p><b>What would you do?</b></p>	<p>Judas was one of Jesus' best friends had betrayed him. For a bag of money, Judas told the Chief Priests exactly where they could find and arrest Jesus. Jesus knew it, yet when he next saw Judas, he allowed Judas to kiss him. Jesus still welcomed him as a friend.</p>

*Continued on following page*





YOU	JESUS
<p>You have had a really, really long day and you are starving hungry. You finally get home and your little sister wants to hang out and play. You have homework to do, your day has been awful, you are so sleepy your eyes hurt.</p> <p><b>What would you do?</b></p>	<p>The Bible tell us a story where Jesus takes a packed lunch from a small boy who has five loaves of bread and two fish. With this small lunch he feeds over 5,000 people. Jesus does this after an exhausting time for him and his disciples. The Bible tells us he took his friends to a small town for a little break on their own. However crowds followed them. Jesus didn't tell them to go away, he welcomed them, spoke to them and healed those who needed healing. When people started getting hungry the Disciples say to Jesus 'Send them home', but Jesus said, 'Let's feed them.' And he does, all 5,000 of them!</p>
<p>You are in school and a gang of kids are really mean to you. They call you names, laugh at you, shove you around in the corridors, they grab your school bag and empty it all on the floor. They grab your school tie and start dragging you around the corridor with it.</p> <p>No one stops them. No one stands up for you. You are humiliated, hurt. All you want to do is cry.</p> <p><b>What would you do?</b></p>	<p>Jesus is on the cross. He has been laughed at, spat on, hurt terribly with whips, been made a fool of, and they even made him a crown from thorns as a joke about him being a 'king'. When this is happening, Jesus looks at them all and says to God, 'Father, please forgive them.'</p>

**Application:** Time and time again the Bible shows us just how much Jesus loves people. When he should write someone off, he doesn't – he forgives. When he should fight back he doesn't, because he won't hurt another person. Jesus loves us the most, because his love is perfect all of the time.

## Activity: Gospel Scavenger Hunt

Before the children enter your room, hide several items with the following colours. Invite the children to find things in the room according to the colour you call. Once they have it, return as a group and listen as you explain that part of the gospel as follows:

COLOUR	MEANING
Green	Living things are green – like grass and trees. God made the world; he made all living things, including you and me. When he made human beings, he said they were very good!

*Continued on following page*





## Week 5 / Juniors KS2


# Messiah & Love

EXPERIENCE A BETTER STORY

—●—●—●—●—●—  
The Bible Series

COLOUR	MEANING
Grey	<p>Grey is a dark colour that can represent the darkness in all of us. We often think (<i>point to head</i>), say (<i>point to mouth</i>) and do, (<i>make hands into fists</i>) things that are not very good. Every time we choose something bad, we are saying 'Push off God! My way is better than yours.'</p> <p>Just like when we do a bad thing at school or at home there is a consequence (ask children what happens to them when they are naughty), so there is when we say 'push off God'. When we say 'push off God' the consequence is that we separated from God forever! All our 'bad stuff' builds a wall that makes it impossible for us to get close to God. (You could demonstrate this using a sheet saying 'God' and another sheet saying 'Us' and in between have a wall made from things like books or Lego.)</p>
Red	<p>Anyone ever fallen and had a bad cut? What was the colour of your blood? Red reminds us of Jesus' blood. You see, Jesus loves us – even though he had never thought (<i>point to head</i>), said (<i>point to mouth</i>) or done (<i>make hands into fists</i>) anything wrong, he chose to take on the consequence for our bad stuff. He did this by dying on a cross.</p> <p><b>Fun Illustration</b> (<i>wear a superhero costume if you have one</i>)</p> <p>Imagine you had been super naughty and your punishment was to sit on the naughty step for a week! But then a superhero flew in and said 'That's OK. I know you were bad but will now be told off by your parents and sit on the naughty step for a week. I will do it all instead of you. I will get told off and I will sit on the naughty step for a week – so you don't have to!'</p> <p>That is what Jesus did when he died on the cross; he was punished for all of our bad stuff. The wall that separated us (go back to it and destroy it) is gone. The path to being close to God again is possible!</p>
Purple	<p>Purple is the colour of royalty. Jesus is our King.</p> <p>When we understand Jesus loves us, so much that he died for us for all our bad stuff – we might choose to say sorry to Jesus and to thank him for loving us.</p> <p>When we do, the Bible says that you are now made good again. When God looks at you, he sees a perfect (<i>name each child ...</i>) again.</p>
Yellow	<p>Yellow is a happy colour – one that makes us think of the sunshine!</p> <p>Now we are connected to God again, our lives are full of all the amazing, fun things that God always wanted for us.</p>

**Application:** Jesus loves us. He died for us to set us free and to fill us with his love.





## Activity: Super Heroes

Show images of some superheroes that the children may know. Ask them to identify them, then screw each of them up into a ball and throw them over your shoulder as you explain the following:

**Application:** Jesus truly loves us most. He truly is a real-life superhero, who saves us from our bad stuff. These other superheroes are nothing compared to Jesus. Jesus is a Superhero Saviour. Perhaps have the superman theme music and allow all to fly around.

## Activity: Polling Station

Tell the children that different people have different views of Jesus. Some say Jesus was a great teacher; others say Jesus was a bit bonkers, others think Jesus was bad, still others think he was a popular leader. Who do you think he is?

Present your five boxes each labelled: Teacher, Mad, Bad, Popular Leader, Superhero Saviour. Tell children its voting day – give them each a small slip of paper. Tell them to write their name on the slip of paper and then put their piece of paper in a box that best describes who they think Jesus is. If you want to make this activity more private – they can do it all at the same time OR they can leave the room and come in one at a time to 'vote'.

**Application:** If you put your name in 'Superhero Saviour' box, that means you understand that Jesus loves you. So much so, that he died for you.

### Choose Jesus Option

If you feel that it's appropriate, explain to the children that they can choose to be a Christian if they voted that Jesus is a Superhero Saviour. Becoming a Christian involves asking Jesus to be their best friend and choosing to listen to and follow Superhero Jesus all their life. Explain that you will pray a prayer and if they want to be best friends with Jesus and choose to follow and listen to Superhero Jesus for the rest of their lives, they can say the prayer with you. Explain you will say a prayer and leave a space after each line – if they want to be best friends with Jesus, they can either say the line out loud after you, or say it quietly in their heads after you.

### Pray

*Jesus, thank you for loving me most.*

*Jesus, thank you for being told off instead of me for my bad.*

*I am sorry for all the bad I think, say and do.*


*Please be my best friend.*

*I will listen to and follow you, Superhero Saviour Jesus, from now on.*

*Amen.*

### Zoom tweak

- Have your five boxes, so that the children can see them on your screen
- Ask them to think about who they think Jesus is and which box they would choose





## Creative Prayer

Ask all the children to make a heart shape with their fingers and hold it out in front of them.

### Pray

*Jesus, thank you for loving me most.*

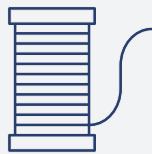
*Thank you for always loving us most – with a perfect love that never quits.*

*Help us to remember that your perfect love meant you became our superhero saviour.*

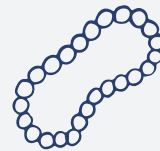
*Amen.*

## Optional Craft Activity

### You will need:



Rope or twine – enough to make a bracelet for each child



Green, black, red, white and yellow beads for each child

Invite the children to make a bracelet, using the gospel colours from earlier. As they thread the beads, encourage them to remember what each colour represents.

## Next Session:

### Session 6: Spirit & Community



**ORIGINS**  
& MEANING



**EXODUS**  
& FREEDOM



**EXILE**  
& PEACE



**MESSIAH**  
& LOVE



**SPIRIT**  
& COMMUNITY



**HOPE**  
& HOME