



Week 5 / Infants KS1

Messiah & Love

Session plan

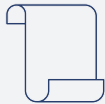
Core value: 'Jesus shows us he loves us most of all when superhero Jesus died to save us'

Key Verses:

John 3.16 (ESV)

For God so loved the world, that he gave his only Son, that whoever believes in him should not perish but have eternal life.

Resources:



Print five copies of the letter (provided) and write the words, 'I love you, love God xxx.' Roll the letters and tie with string or ribbon to make them look special.



Wrap a Bible with nice paper and create a tag that says, 'This gift tells you how much I love you on every page. Love Jesus.'

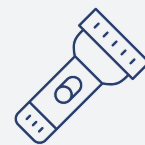
Create the following items (which will need to be hidden in a Bible):
 Piece of fabric with a tag saying 'I wrote "I love you" in the sky. Love Jesus xx'
 Wavy strips of blue paper with a tag saying 'I wrote "I love you" in the sea. Love Jesus xx'
 A picture of a sun with a tag saying 'I wrote "I love you" in the sun. Love Jesus xx'
 A picture of a flower with a tag saying 'I wrote "I love you" in all the flowers and trees. Love Jesus xx'



A doll with a tag saying, 'My name is Jesus. I came to save you. I love you that much'



A small piece of fabric to be used a superhero cape for the doll



Torch



**ORIGINS
& MEANING**



**EXODUS
& FREEDOM**



**EXILE
& PEACE**



**MESSIAH
& LOVE**



**SPIRIT
& COMMUNITY**



**HOPE
& HOME**



Twirl of Love

Choose a volunteer and blindfold or have them face the wall (so that they can't see the other three volunteers about to be chosen). Choose another three volunteers (careful not to choose using their name), number them 1,2,3. Hand volunteer 1 this week's question – if not blindfolded they can read aloud, if blindfolded leader reads (with younger ones who find reading hard, leader may need to read). Encourage volunteer 1 to listen carefully to the answers 1,2 and 3 give. They must choose the best answer – whoever they choose, will be the one they share the 'Twirl of Love' with (any two-piece chocolate bar can be used).

This week's question ...

Who is always with us? What does that mean we can always have? (Answers: God/peace)

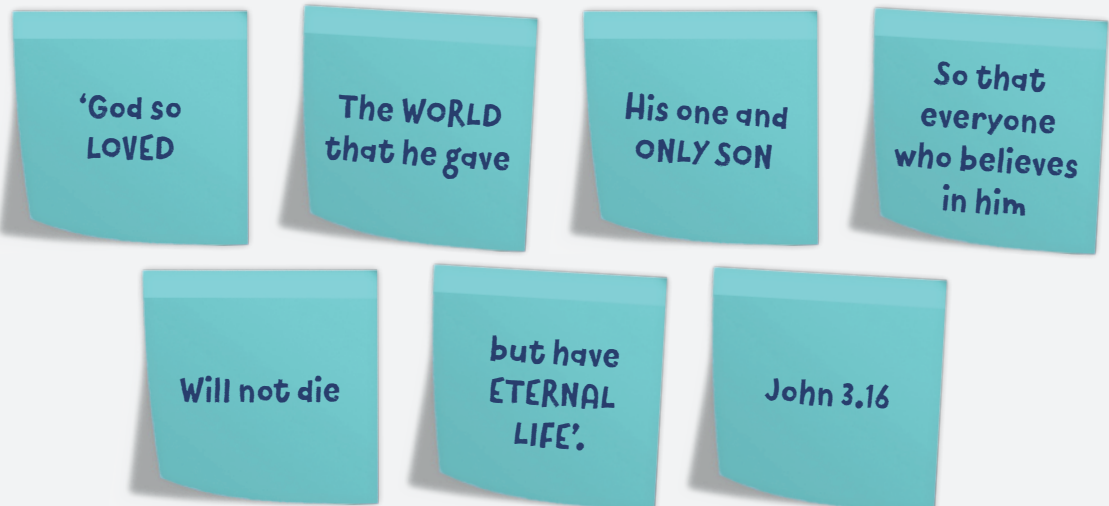
Zoom tweak

- This can still be played – volunteer 1 simply needs to blindfold themselves on screen
- When you choose your three additional volunteers, write their names on paper and hold to the screen, so they can see and know who you have chosen
- Have a physical Twirl with you to show on screen and pretend to hand it to the final winners

Bible Starter


Reference the key Bible verse – if using paper, write out the verses on separate pieces of paper like the diagram below. Read the verse aloud together

Start each reading with these lines: *'The Bible is FULL of God's words. It is a marvellous treasure chest, full of beautiful and important things. What does it have to tell us today?'*



Zoom tweak

- The easiest way to achieve this is to have the verse on a PowerPoint and share your screen
- You can also have it written on paper which you can hold up to the screen





Activity: Special Letters

Hide the five 'letters' around your space. Invite the children to look around the space to find the special letters. As each one is found, stop to open and read. Each letter says 'I love you (insert child's name), love Jesus xxx'. Turn away and whisper 'Jesus loves you'. Turn back and ask the children if they heard that. Repeat. Pretend that you are wondering where the voice is coming from. Ask the children what was being whispered.

Application: Jesus REALLY loves us. He wants you to hear this.

Zoom tweak

- Hide the letters somewhere in sight of your camera (e.g. between some books on shelf behind you or under a mug on your desk – hidden but slightly visible for those watching).
- Ask the children to try and spot a hidden letter – perhaps turn it into a game of hot or cold (e.g. when close they are hot, when far, they are cold). Once they have found it, get excited by finding it and what it might say.
- Open the letter and read 'I love you (insert name of watching children), love Jesus xxx'

Activity: Special Letters

Have someone hand you a beautifully wrapped 'gift' (this is the wrapped Bible). Get excited at the gift and ask the children what they think it might be. Allow them to hold it, shake it, feel and smell it – can they guess?

BEFORE OPENING: read the tag: 'This gift tells you how much I love you on every page. Love Jesus.'

Tell the children that it is a gift from Jesus. Unwrap the gift to discover the Bible. Ask the children if they know what it is and what it is for.

Application: Every page in the Bible tells us how much Jesus loves us. Jesus really loves us.

Turn away and whisper 'Every page whispers my name – Jesus'. Turn back and ask the children if they heard that. Repeat several times and have fun asking if they can hear the whisper.

Zoom tweak

- Find the 'gift' in your space
- Do as above, show the gift to the screen and you shake and feel and describe what you think it might be
- Still ask the children what they think it might be and then move to the application piece

Activity: Special Letters

Open the Bible and inside slowly find the following items, produce them one at a time and show the children. Each has a tag to read out to the group:


Piece of fabric – Tag: 'I wrote "I love you" in the sky. Love Jesus xx'

Wavy strips of blue paper – Tag: 'I wrote "I love you" in the sea. Love Jesus xx'

Picture of Sun – Tag: 'I wrote "I love you" in the sun. Love Jesus xx'

Picture of a flower – Tag: 'I wrote "I love you" in all the flowers and trees. Love Jesus xx'

Application: Through everything that Jesus created, he shows us that he loves us. Jesus really loves us.





Activity: The BIGGEST love

Have one of the leaders make a baby crying noise. Look around, asking children, 'Can you hear a baby?'

Bring out the doll with a superhero cape and the tag attached. The tag reads, 'My name is Jesus. I came to save you. I love you this much.'

Application: Explain that Jesus is like a superhero who loves us. He was born as a baby and grew up as a human being just like us. However, he was also the Son of God who came to save the whole world.

Zoom tweak

- Turn your head away from the screen as if you're looking behind you and make your own baby crying noise
- When you're facing the screen again to ask the children, 'Did you hear that?' you have stopped; when you turn back again to look, you make the crying sound again
- Bring out the doll and follow the instructions above

Activity: Story

Tell the following story to the group with the actions. Repeat the story and encourage the children to copy the second time. The story is based on the verse from John 8.12.

Jesus is like a superhero (*make a superman pose and fly in space*)

Jesus loves us (*hands over heart and beat two or three times*)

But the BIGGEST love Jesus showed (*spread arms as wide as they will go*)

Was when he rescued us from the darkness to bring us into the light (*hands over eyes for 'dark' and eyes wide and open for 'light' – peek a boo style*)

We often like to do the naughty things – the naughty things are like being in the dark (*poke tongue out and make moose antlers with hands at side of head*)

These naughty things make God sad (*look up to God and make a sad face*)

These naughty things, in the dark, always end in bumps and falls (*close eyes and pretend to bump into things and fall over*)

But Jesus came like a superhero (*make a superman pose and fly in space*)

He saved us from the naughty things (*start by poking tongue out, look up to God and then put hands over mouth*)

He rescued us from the darkness, to bring us into the light (*hands over eyes for 'dark' and eyes wide and open for 'light' – peekaboo style*)

In the light we can see (*eyes wide, one hand at the side of each eye and flash open and closed*)


In the light we can choose the good things – the Jesus things (*thumbs up and big smiling face*)

In the light we are good and kind and honest (*thumbs up for 'good', blow a kiss for 'kind'*)

Jesus our superhero came to rescue us (*make a superman pose and fly in space*)

When he died so that we could be with him (*make the image of cross with arms out wide*)

And saved us from the darkness and brought us into the light (*hands over eyes for 'dark' and eyes wide and open for 'light' – peekaboo style*)





Creative Prayer

Ask each child to find a space on their own and to get comfortable – they can lie down, sit or curl up. Turn the lights off to make the room dark. Using a torch to create the light, say the following prayer:

Pray

Thank you Jesus for loving us

Thank you Jesus for saving us from the darkness (turn light off)

And for bringing us into the light (turn light on)

The darkness is far from you (turn the light off)

But the light is right next to you (turn light on)

Help us to always be in the light.

Amen.

Zoom tweak

- Either ask an adult at home to do the lights ahead of your session
- OR get a torch and hold it up to the screen and turn it on and off as needed

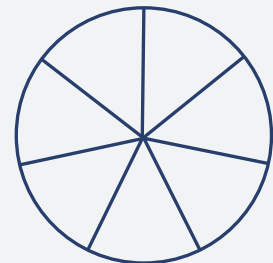
Optional Craft Activity

You will need:

- Two pieces of paper/card with circles divided into segments like the diagram below.
- Felt pens
- Split pins for each child

On one of the circles, ask the children to draw or write the following:

- The word 'God'
- A heart with the word 'loved'
- The word 'world'
- A gift with the word 'gave',
- A cross with the words 'his son'
- A person and the words 'believes'
- A sun and the word 'life'



The second circle needs one section (triangle) cut out. On the second circle draw a big heart on it. Lay this circle on top of the first circle and fix it with a split pin in the centre. Turn the top circle through each section as you go through the sequence: 'God, (so) loved (the) world, (that he) gave his son (that whoever) believes (has) life (with him).'

Next Session:

Session 6: Spirit & Community



ORIGINS
& MEANING



EXODUS
& FREEDOM



EXILE
& PEACE



MESSIAH
& LOVE



SPIRIT
& COMMUNITY



HOPE
& HOME