



Week 4 / Juniors KS2

Exile & Peace

Session plan **Core value:** 'The Trust Sandwich: Perfect God. Trust in Him. Know Peace'

Key Verses:

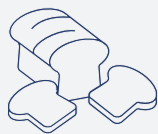
Daniel 6.21b–22, NIV

'May the King live forever! My God sent his angel, and he shut the mouths of the lions. They have not hurt me, because I was found innocent in his sight. Nor have I ever done any wrong before you, Your Majesty.'

Psalms 18.30, NIV

'As for God, his way is perfect: the LORD's word is flawless; he shields all who take refuge in him.'

Resources:



Bread – enough for each child to have two slices



Chocolate spread – each child will need a thick, generous dollop!



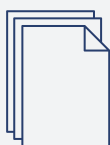
Butter knife for each child



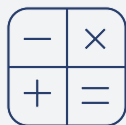
Pens and pencils



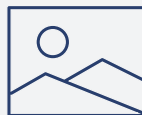
Masks (these can be printed off onto paper or light card, or roughly drawn to represent the following characters):
King Darius, Daniel, Chief Minister, Lion, Angel



A4 paper sheet for each child



Maths question sheet – prepare around ten questions and make sure some of them are difficult.



Pictures for the 'Trust Story'



Two cards – one labelled 'God', the other labelled 'Best Friend'



Facilities to show God's Story – Daniel film on YouTube:
www.youtube.com/watch?v=Y0pARvYcyw



**ORIGINS
& MEANING**



**EXODUS
& FREEDOM**



**EXILE
& PEACE**



**MESSIAH
& LOVE**



**SPIRIT
& COMMUNITY**



**HOPE
& HOME**



Twirl of Love

Choose a volunteer and blindfold or have them face the wall (so that they can't see the other three volunteers about to be chosen). Choose another three volunteers (careful not to choose using their name), number them 1,2,3. Hand volunteer 1 this week's question – if not blindfolded they can read aloud, if blindfolded leader reads (with younger ones who find reading hard, leader may need to read). Encourage volunteer 1 to listen carefully to the answers 1,2 and 3 give. They must choose the best answer – whoever they choose, will be the one they share the 'Twirl of Love' with (any two-piece chocolate bar can be used).

This week's questions (based on what the group learnt in last week's session about freedom):

- Who gives us freedom? (Answer: God)
- What surprising thing do we need to be truly free? (Answer: Rules)
- What three things must we do to be truly free? (Answer: Trust, listen and do as God says)

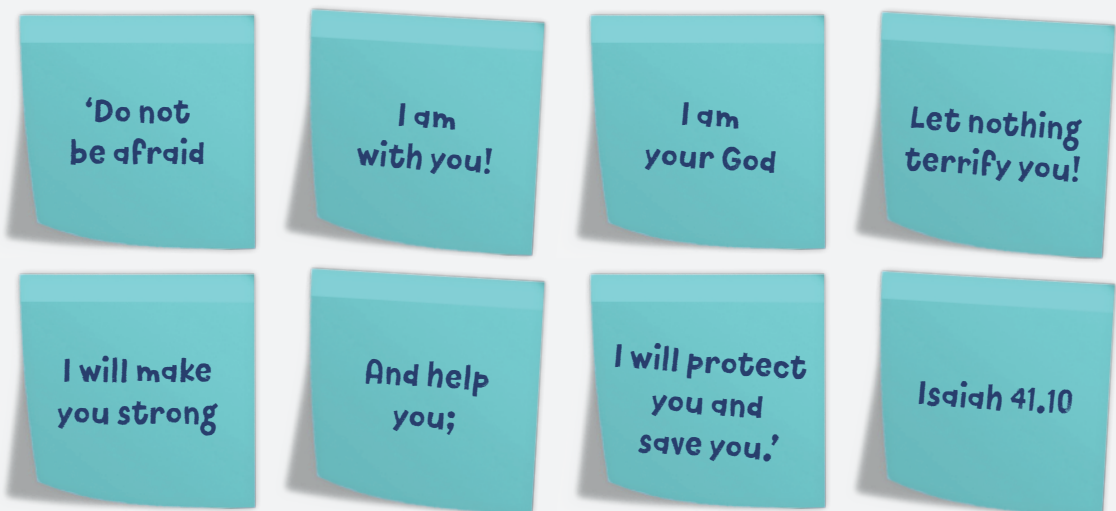
Zoom tweak

- This can still be played – volunteer 1 simply needs to blindfold themselves on screen
- When you choose your three additional volunteers, write their names on paper and hold to the screen, so they can see and know who you have chosen
- Have a physical Twirl with you to show on screen and pretend to hand it to the final winners

Bible Starter


Reference the key Bible verse – if using paper, write out the verses on separate pieces of paper like the diagram below. Read the verse aloud together.

Start each reading with these lines: *'The Bible is FULL of God's words. It is a marvellous treasure chest, full of beautiful and important things. What does it have to tell us today?'*



Zoom tweak

- The easiest way to achieve this is to have the verse on a PowerPoint and share your screen
- You can also have it written on paper which you can hold up to the screen





Activity: Trust Sandwich

Give each child two pieces of bread and some runny chocolate spread. Tell the children you are going to make a 'trust sandwich' with the following ingredients:

- One of the slices of bread is 'PERFECT'
- The other is 'PEACE'

Spread the thick layer of chocolate spread onto the bottom/'PEACE' slice of bread. Then invite them to try and write (with their finger) the word 'TRUST' in the chocolate and add the top slice to make a sandwich.

Application: Today we learn that God is PERFECT (reference top of sandwich) and if we TRUST God (reference chocolate spread) we can know PEACE no matter what (reference bottom of sandwich).

DON'T EAT THE SANDWICHES. Place them to the side (label them if necessary) – they will be used for creative prayer later.

Zoom tweak

- Perhaps ask families beforehand to provide the ingredients needed to make the sandwich with you on their screens at home
- Alternatively you can make one yourself at home on screen for the children to watch

Activity: Daniel

Explain: Daniel's whole life was a TRUST sandwich. He knew God was perfect, and so he trusted him and had PEACE even when he was thrown into a lions' den!

Watch: Crossroads Kids: God's Story – Daniel: www.youtube.com/watch?v=GY0pARvYcyw

Read: Daniel's story in Daniel 6 in an accessible Bible for this age group.

Or try this story...

Have your masks ready for King Darius, Daniel, Chief Minister, Lion and Angel. Be prepared to swap your masks in line with the story – have some fun as you tell the story quickly.

- King Darius mask:** King Darius liked Daniel. Daniel worked hard.
- Daniel mask:** Daniel was a super worker and the King made him the boss (*whoopie*).
- Chief Minister mask:** The other Chief Ministers got jealous (*mumbling and grumbling sounds*).
- Daniel mask:** Daniel was known for being good and reliable; he never did anything dodgy (*whoopie*).
- Chief Minister mask:** So the Chief Ministers came up with a plan to trick Daniel (*Daniel's mask*) AND the King (*King mask*) (*Chief Minister mask: mumbling and grumbling sounds*).
- One day the Chief Ministers went to see the King (*mumbling and grumbling sounds*).

- King Darius mask:** The King liked his Chief Ministers sucking up to him and they knew it (*'I am so great'*).
- Chief Minister mask:** (*posh voices*) Oh King, you are so great.
- King Darius mask:** Yes I am!
- Chief Minister mask:** We think that for the next 30 days everyone should pray to you.
- King Darius mask:** Great idea.
- Chief Minister mask:** If they don't ... make it a law ... that they get thrown into the lions' den.
- King Darius mask:** Great Idea! Make it law!
- Chief Minister mask:** The Chief Ministers were sneaky. They knew Daniel would NEVER do this. Daniel would only ever pray to God! (*sneaky laughs*)





Daniel mask:

Daniel knew that no matter what the King said, God was the REAL and most important King. Daniel knew God was perfect. So Daniel prayed three times a day for 30 days to God, just as he had always done. (*'Dear God, you are perfect, I will pray to you.'*)

Chief Minister mask:

The Chief Ministers spied on Daniel (*sshhh*), knowing what he would do, and ran back to the King to snitch on Daniel (*mumbling and grumbling sounds and sneaky laughs*).

(*posh sneaky voices*) Oh King, Daniel has broken your law, Daniel has been praying to his God and not you. (*start to chant*) Lions' Den! Lions' Den! Lions' Den!

King Darius mask:

The King was gutted. He liked Daniel. (*'Oh stink!'*) He tried to get Daniel out of it, but he could not – the law is the law. (*'Send Daniel to the Lions' Den.'*)

Chief Minister mask: (*Sneaky laughs and triumphant*) YES!

Daniel mask:

Daniel was thrown into the den with the lions (*lion mask*). Daniel (*Daniel mask*) didn't seem afraid, though. He TRUSTED God. He even seemed not to be worried at all about being thrown into the lions' den and having a huge stone rolled in front of it so he couldn't get out. He had peace. (*Peaceful 'ahhhh' sound*).

(*lion mask*) The lions pressed in.

(*Daniel mask*) But Daniel had peace.

(*lion mask*) The lions were hungry.

(*Daniel mask*) But Daniel trusted God.

(*lion mask*) The lions gathered closer in

(*angel mask placed over the lion mask*).

(*angel mask*) But then an

angel came and closed the mouths of ALL the lions.

The next morning the King rushed to the lions' den. He called in, 'Daniel has your God saved you?'

King Darius mask:

Daniel mask:

Daniel, who had trusted God from the start, was as calm and peaceful now as he had been yesterday. 'My God sent an angel to shut the mouths of the lions. They have not hurt me.'

King Darius mask:

King Darius was chuffed to bits (*whoopie*) and he had Daniel taken out of the lions' den. Not a single bruise or mark was found on Daniel because he had trusted God.

King Darius threw the Chief Ministers in the lions' den instead.

WHAT?

Chief Minister mask: Mmmm, Nom, Nom, Nom.

Lion mask:

You:

I bet the Chief Ministers wished they had taken a bite from Daniel's 'Trust God' sandwich!

Activity: Perfect God

Give each child a piece of A4 paper and a pen. Invite the children to try to draw a perfectly straight line across the paper with no bumps or wobbles from one end to the other. Ask them to hold up their paper to see who drew the straightest line.

Now ask the children if they can answer each of your maths questions. Have a mix of addition, subtraction and multiplication questions, ranging from easy to difficult. If you think this would be too challenging, you could ask who is good at maths and select some who are willing to try your maths challenge.

Application: No one can draw a perfectly straight line every single time, or always answer every difficult maths question perfectly. We all make mistakes sometimes. But God does do ALL things perfectly. God can draw a line perfectly – even without a ruler! God can answer the hardest maths questions in the world perfectly – even without a calculator! Nothing is too difficult or hard for God. God is perfect and does all things perfectly. Which is why we have great reason to trust him, even when we encounter scary or worrying things.





Activity: Trust Scenario

Ask the children how Daniel was able to trust God in the story. In fact, he had to trust God twice. Can they tell you the two times Daniel had to TRUST God? (**Answer:** in praying to God, not King Darius, and when he was in the lions' den.)

Tell the children you are going to give them the start of a story and they have to choose who they will trust. Who they trust will determine the end of the story. Have your pictures ready to illustrate the story.

Who Do You Trust?

You are in school. At your school, there is one person in your class who always makes your day a little sad or a little bad. They might ignore you, they might laugh at you as you walk by, or they might say you can't join the game they are playing with some of your friends at break time. They are the one person who always makes your day a little sad and a little bad. Today, though, this one person is on his or her own in the playground and they are crying.

WHAT DO YOU DO? WHO DO YOU TRUST?

Show children two cards, one which says 'GOD' and the other 'BEST FRIEND'.


Allow children to choose. Depending on the card they choose, share the GOD or BEST FRIEND scenario:

GOD	BEST FRIEND
<p>You TRUST what God says. God says, 'Love your enemy'. Therefore, you go up to this person and ask them, 'Are you OK? Can I help?' No matter how they reply, you still TRUST God, who says, 'Love your enemy'. You sit with them and you invite them to play with you. You do whatever it takes to help them feel better.</p> <p>Next day ... That person who always makes your day sad and bad smiles at you when you come to school. They don't speak, you don't hang out with them, but they don't make your day sad or bad ever again. (Who knows? Maybe with time you'll even become friends.)</p>	<p>Your friend says, 'Leave them! They deserve to be sad. They make you feel sad every day!' You agree. This person often makes you feel sad. This person never comes and helps you when you are alone and sad at break time. So you look at them for a moment, they see you, but you turn around and go off to play with your best friend.</p> <p>Next day ... The next day this person who always makes your day sad and bad isn't in school. In fact, they are not in school for the rest of the week. Someone tells you that this person's dad isn't very well. When they come into school the following week, they see you as you walk into school and they deliberately use their shoulder to shove you out of the way. It's as if this person is now on a mission to make every day sad and bad for you!</p>

Whichever scenario they choose, make sure you read the other one out too.

Ask them whether they trusted the right person. What do they think?

Application: If God is perfect and all his ways are perfect, then trusting him, even when it seems crazy, is always the best choice. Think about Daniel. He knew that praying to God and not the King would mean ending up in the lions' den – but who did he trust? God! In the end it worked out well.





Activity – Peace

Create a vertical scale using your hands, with a gap between your top and bottom hand.

Explain that your top hand means 'VERY WORRIED' and your bottom hand means 'NOT WORRIED – PEACE!'

Ask them where Daniel was on the 'worry scale' at each different part of the story. (Be sure to include when the law was passed and when he was thrown into the lion's den.)

Application: Daniel seems not to worry at all. He seems to be very peaceful. EVEN when he was in the lions' den he had peace – why? Because he trusted his perfect God!

Activity: Trust Sandwich

Refer back to your 'trust sandwich'.

- Bread slice one – God is PERFECT – all his ways are perfect
- Choc spread – We must TRUST our perfect God, even if it seems crazy
- Bread slice two – We can have PEACE when we trust God, even when our worries are big and scary

Creative Prayer

Hand back the sandwiches to each child. Ask them to close their eyes and quietly eat the sandwich. As they do, pray the following prayer over them:

Pray:

Jesus, we thank you that you are perfect.

Everything you do is perfect.


Thank you that this means we can trust you no matter what.

No matter what we are worried about, we can have peace because we know we can trust you.

Ask children to breathe slowly in and out. Tell them that peace is the opposite of worry – it's a calm God gives us, no matter what.

Invite the children to share their worries with God, saying, 'Today Jesus, I am worried about ...' (encourage the children to say something that represents any worries they have ... school/my family etc.

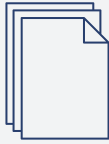
At the end say, 'I choose to remember that you are perfect, all your ways are perfect and I will trust you.'





Optional Craft Activity

You will need:



Card



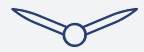
Pens/Crayons



Scissors



Angel and Lion mask templates
(these can be homemade or
printed off from the internet)



Split pins

Place the angel mask on top of the lion mask and use a split pin at the bottom to hold them together.

Slide the angel over the lion and, each time you do this, say, *'God is perfect, I trust him and don't need to worry today.'* Perhaps ask children to write, *'God is perfect, I trust him and don't need to worry today'*, around the face of the angel mask.

Next Session:

Session 5: Messiah & Love



ORIGINS
& MEANING



EXODUS
& FREEDOM



EXILE
& PEACE



MESSIAH
& LOVE



SPIRIT
& COMMUNITY



HOPE
& HOME