



Week 7 / Pre-teens KS3

Hope & Home

Session plan

Core value: 'Hope. New world. New you'

Key Verse:

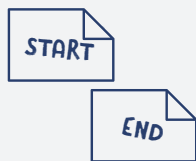
Revelation 21.1–6 (ESV)

Then I saw a new heaven and a new earth, for the first heaven and the first earth had passed away, and the sea was no more. And I saw the holy city, new Jerusalem, coming down out of heaven from God, prepared as a bride adorned for her husband. And I heard a loud voice from the throne saying, "Behold, the dwelling place of God is with man. He will dwell with them, and they will be his people, and God himself will be with them as their God. He will wipe away every tear from their eyes, and death shall be no more, neither shall there be mourning, nor crying, nor pain any more, for the former things have passed away." And he who was seated on the throne said, "Behold, I am making all things new." Also he said, "Write this down, for these words are trustworthy and true." And he said to me, "It is done! I am the Alpha and the Omega, the beginning and the end. To the thirsty I will give from the spring of the water of life without payment."

Resources:



Masking or duct tape to create a 'lifeline'



Signs saying 'Start' and 'End'



Letters spelling H-O-P-E



Facilities to show a YouTube video



A5 pieces of paper and marker pen



Three apples – two looking fresh and healthy, one with a bite taken out going brown



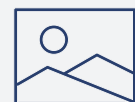
Gold glitter



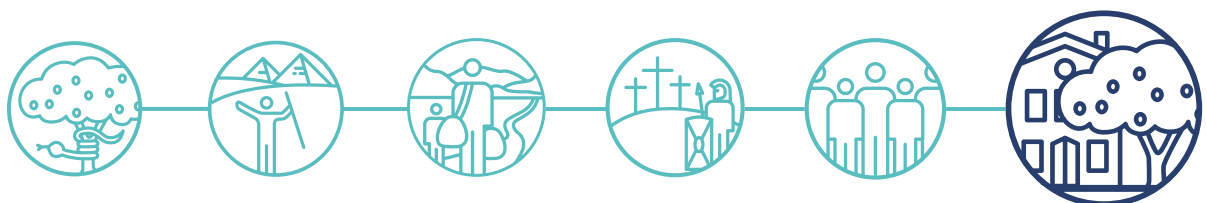
Candle and matches



Bibles



A series of images on separate sheets of paper (See 'Hope – New World, New You' activity)





Twirl of Love

Choose a volunteer and blindfold or have them face the wall (so that they can't see the other three volunteers about to be chosen). Choose another three volunteers (careful not to choose using their name), number them 1,2,3. Hand volunteer 1 this week's question – if not blindfolded they can read aloud, if blindfolded leader reads (with younger ones who find reading hard, leader may need to read). Encourage volunteer 1 to listen carefully to the answers 1,2 and 3 give. They must choose the best answer – whoever they choose, will be the one they share the 'Twirl of Love' with (any two-piece chocolate bar can be used).

This week's questions, based on last week's session, are:

When we are Christians what is the name of the family we join? (Answer – Church.)

When we join God's family, what power are we given? (Answer – the power of the Holy Spirit.)

What does God's power do? (Answer – it changes us and the world.)

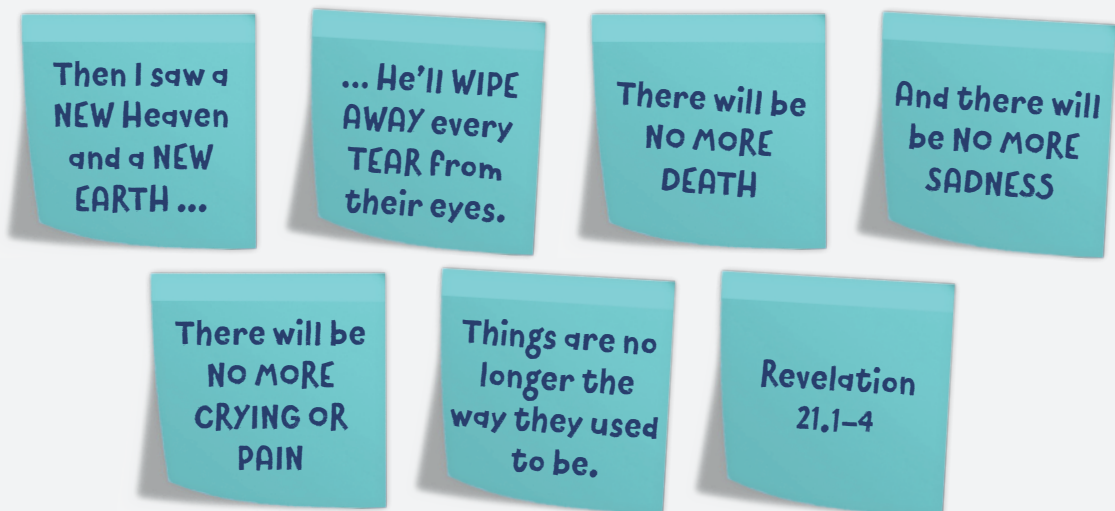
Zoom tweak

- This can still be played – volunteer 1 simply needs to blindfold themselves on screen
- When you choose your three additional volunteers, write their names on paper and hold to the screen, so they can see and know who you have chosen
- Have a physical Twirl with you to show on screen and pretend to hand it to the final winners

Bible Starter

Reference the key Bible verse – if using paper, write out the verses on separate pieces of paper like the diagram below. Read the verse aloud together

Start each reading with these lines: *'The Bible is FULL of God's words. It is a marvellous treasure chest, full of beautiful and important things. What does it have to tell us today?'*



Zoom tweak

- The easiest way to achieve this is to have the verse on a PowerPoint and share your screen
- You can also have it written on paper which you can hold up to the screen





Leaders Note: Room Preparation

Before the young people arrive in the meeting room, prepare a line using tape – this is the 'lifeline.'

At one end place a sign saying 'Start' at opposite end place a sign saying 'End'

Zoom tweak

- Have a line set up in your space, on the floor
- Practise where your device camera needs to be to see it and you for the session

Activity: Hope

Explain that in this session we come full circle. God started with a perfect world and a perfect you (reference the start of your line), but the Bible promises us that God will end with a perfect world and a perfect you (reference the end of your line). Lay the letters H-O-P-E across the line between the 'start' and 'end'

Application: In the journey of the world (reference the line) and in the journey of your life (reference the line) lots of things may happen, good and bad, but the Bible promises us hope – no matter what happens. Things will end up as they started. This world and all of us will finish as God intended from the beginning.

Activity: The Good, the Bad and the Ugly

Invite the young people to discuss and then map on the line good and bad things that might happen in the world or in their lives (e.g. marriage, passing exams, failing exams, wars, death, illness, bullying, parties, holidays). Try to come up with specific things (e.g. what might be good or bad for them, hopes and dreams). As they come up with different suggestions, write them on A5 pieces of paper. Place the good things above the line and the bad things below the line.

Invite the group to reflect on what they see and express their thoughts about the timeline.

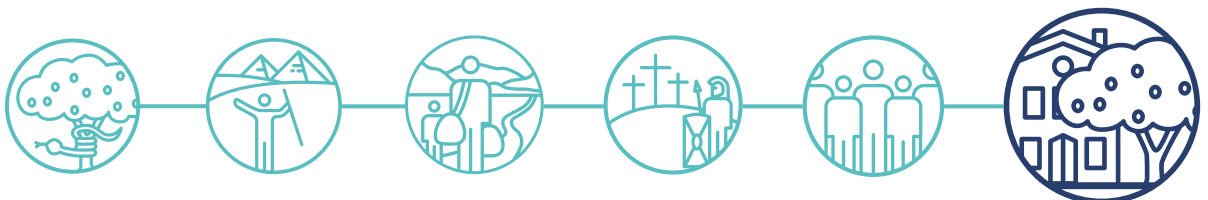
Ask them if they think that anything in life is guaranteed to happen?

Application: Life is a mix of ups and downs. However, the only things we can be sure of is:

1. We will all die one day
2. Life will be a mixture of good and bad things
3. There is always HOPE in Jesus (again reference 'HOPE' on the 'lifeline')

Zoom tweak

- Discuss on screen what the young people think
- You write their answers down and lay them above or below the lifeline





Activity: What is Hope?

For this activity you will need your three apples. Place the healthiest looking apple at the start of the lifeline.

Application: At the beginning, God made the world and it was perfect.

Place your bitten apple that has gone brown somewhere on the line amongst the happenings of life.

Application: But we choose against God daily even now, so the perfect is lost in the bad things

Place your other healthy apple at the 'end' of the line.

Application: But Jesus promises to come back again and make the world and you new again. He plans to end it as he started it, with everything new and PERFECT.

Together read through Revelation 21 and watch this YouTube film on 'Recreation':

www.youtube.com/watch?v=-eZxdYQCoUE

Application: Our hope is that everything will be made new, the world and human beings will become as God always designed and intended us to be.

Activity: Glitter Hope

Return to the apple at the start of the timeline and pour some gold coloured glitter on it.

Application: At the beginning you and the world were perfect.

Go to the apple at the 'end' and pour some glitter on it.

Application: At the end Jesus will come back and all will be made perfect again, both you and the world.

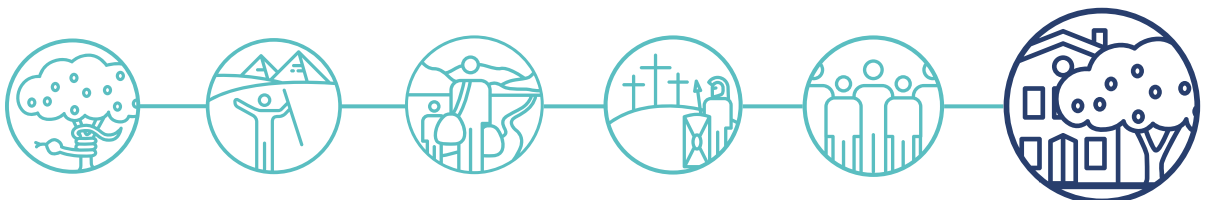
However, our hope in God isn't for just when we die or when Jesus comes back, our hope in God is also for now. Drop some glitter on some of the 'bad' things the young people placed on the lifeline and illustrate as follows:

- **When that person bullied you** – God was faithful through a parent who comforted you; this is the glitter of his hope for a time when there will only be love and kindness.
- **When you failed your exams** – God was faithful through someone who messaged you to say that this isn't the end of the world and that you will find a new course or direction; this is the glitter of His hope when there will be no more failure.
- **When you felt alone** – and someone calls you and speaks encouraging things and takes you for a coffee; this is the glitter of his hope for a future time when we will never be alone again.

Application: God's hope exists now, when his people do as he asks, when we live as he says and when others matter more than we do. God uses these things to bring his hope now as a sign for the future when one day all will be good.

Zoom tweak

- If you wish to make this more personal, simply have your three apples in a line in front of your device and pour the glitter on them
- Choose two or three of the 'bad' things from the lifeline the young people decided earlier and again, pour glitter over them in front of the screen





Activity: Hope – New World, New You

Around your meeting space, scatter images of bad things that happen in the world. You might include the following examples:

- Ill people
- Bullying
- Homeless people
- Unfaithfulness
- Poor people
- Loneliness
- Greed
- Bad mouthing someone
- Hungry people
- Death
- Stealing
- Someone crying
- War
- Divorce
- Lying

Challenge your young people to turn all the images over (so they can't be seen) in a race with the leaders as they attempt to turn over the images to make them face up. Play the game for two or three minutes. Ideally there are more young people than leaders, so the majority of images should be face down by the end of the time.

Application: The promise that Jesus makes when he returns is that he will renew the world so that all pain, tears and bad stuff is gone. Imagine that! No one will be mean to anyone ever again. No one will ever get ill or die. If you have an illness now, you won't in the new world. You will still be you but a new and better you. The world will be a perfect place again. Jesus is a God of HOPE because he keeps his promises. He is almighty and if he can make the world in the first place, he can make all things new again.

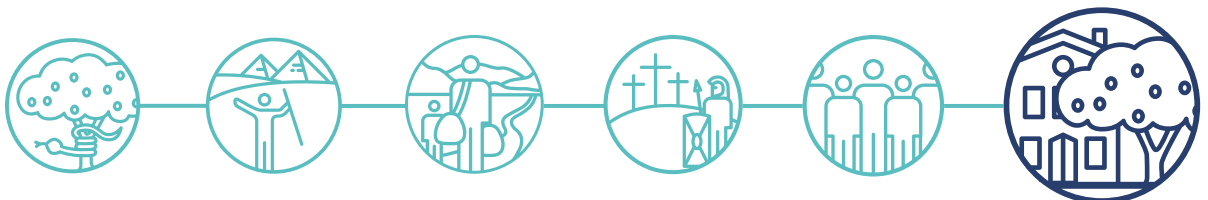
Zoom tweak

- Send each young person via email or post an A4 sheet of all the images in a smaller version
- Ask them to cut them out
- Ask them to have them face up at the start of the game in front of them
- When the time starts, they turn them all upside down so images are unseen
- But as leader when you call an image, they must find it and turn it face up again
- They cannot turn that same image face down after turning it face up, until they have flipped another image first
- On Zoom this will be frantic and won't be quite as effective but will still make the point clearly

Activity: Discussion

Based on the content of this session so far, invite the group to have a conversation around the following questions:

- What is hope?
- How does the thought of a new world give you hope now?
- How should this hope that we have help us deal with the problems in our lives today?





Creative Prayer:

In your meeting room, turn the lights down low and light a candle for the young people to focus on.

Remind them that God is a God of hope – this means that he keeps all his promises.

Ask them to focus on the candle and think of all the things in their lives that they know to be bad right now: the things that make them sad and the things that make them cry. Give them some quiet to think on these things. Pray together using the following prayer:

Pray:

Lord, we thank you that you are a God of hope.

The perfect way you started things is the perfect way you will end them.

Help us to put our hope in you.

Help us to trust in your promises.

In the bad situations we face right now, please sprinkle your hope into it.

Help us to see how you can bring your hope into our circumstances.

Thank you that no matter how bad something is, your hope is always present, because you are always with us.

Thank you.

Amen.

