



Week 7 / Infants KS1

Hope & Home

Session plan **Core value:** 'Jesus will come and make a new world and a new you.'

Key Verse:

Revelation 21.1–6 (ESV)

Then I saw a new heaven and a new earth, for the first heaven and the first earth had passed away, and the sea was no more. And I saw the holy city, new Jerusalem, coming down out of heaven from God, prepared as a bride adorned for her husband. And I heard a loud voice from the throne saying, "Behold, the dwelling place of God is with man. He will dwell with them, and they will be his people, and God himself will be with them as their God. He will wipe away every tear from their eyes, and death shall be no more, neither shall there be mourning, nor crying, nor pain any more, for the former things have passed away." And he who was seated on the throne said, "Behold, I am making all things new." Also he said, "Write this down, for these words are trustworthy and true." And he said to me, "It is done! I am the Alpha and the Omega, the beginning and the end. To the thirsty I will give from the spring of the water of life without payment.

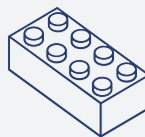
Resources:



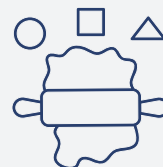
Inflatable globe or image of a globe



Paper and pens




Lego



Playdough



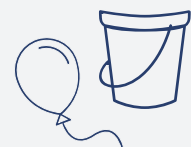
Aladdin song: 'A Whole New World' (you just need the chorus and first four lines)



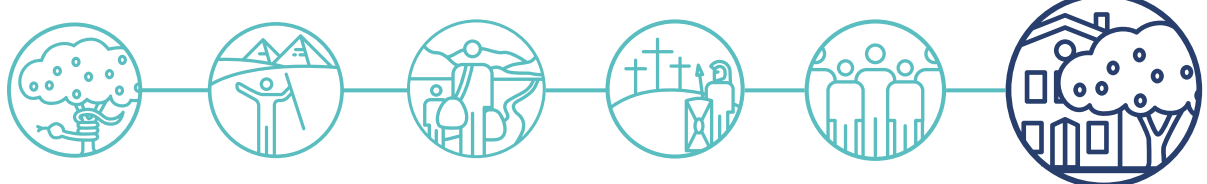
Two sock puppets

- A series of **paper or cardboard templates:**
- Hair outlines in different colours and styles
 - Varying eye shapes and colours
 - Different lips, shapes and colours
 - Glasses of different styles and colour
 - Brain pictures and in each one a skill, e.g. 'good at sport', 'good at maths', 'good at being kind'

- Pictures of:**
- Crying person
 - An ill person
 - A hungry person
 - A homeless person
 - Bullying
 - Bad hair day



A large bucket or tub and water balloons for each child with a face drawn on them





Twirl of Love

Choose a volunteer and blindfold or have them face the wall (so that they can't see the other three volunteers about to be chosen). Choose another three volunteers (careful not to choose using their name), number them 1,2,3. Hand volunteer 1 this week's question – if not blindfolded they can read aloud, if blindfolded leader reads (with younger ones who find reading hard, leader may need to read). Encourage volunteer 1 to listen carefully to the answers 1,2 and 3 give. They must choose the best answer – whoever they choose, will be the one they share the 'Twirl of Love' with (any two-piece chocolate bar can be used).

This week's questions (based on what the group learned in last week's session about the Holy Spirit):

We don't work well without who? (Answer: the Holy Spirit.)

What is the biggest thing that stops us being like Jesus? (Answer: sin.)

What is the Church? (Answer: people who love Jesus.)

What is the power of the Church? (Answer: the power of the Holy Spirit in us.)

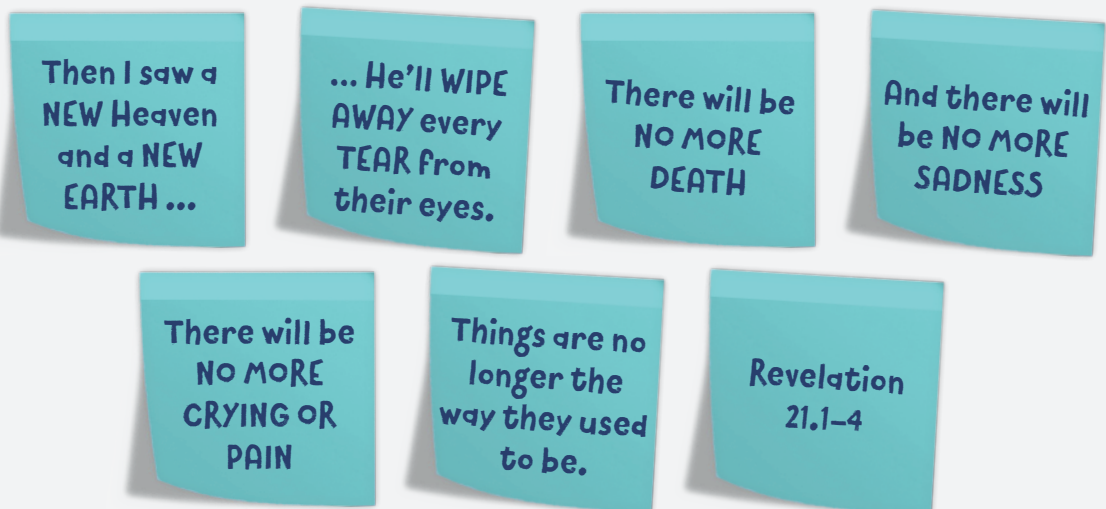
Zoom tweak

- This can still be played – volunteer 1 simply needs to blindfold themselves on screen
- When you choose your three additional volunteers, write their names on paper and hold to the screen, so they can see and know who you have chosen
- Have a physical Twirl with you to show on screen and pretend to hand it to the final winners

Bible Starter

Reference the key Bible verse – if using paper, write out the verses on separate pieces of paper like the diagram below. Read the verse aloud together

Start each reading with these lines: *'The Bible is FULL of God's words. It is a marvellous treasure chest, full of beautiful and important things. What does it have to tell us today?'*



Zoom tweak

- The easiest way to achieve this is to have the verse on a PowerPoint and share your screen
- You can also have it written on paper which you can hold up to the screen





Activity: A Whole New World

Place your globe (preferably inflatable but an image is fine also) in the middle of your space.

Ask the children to imagine that they could create a NEW world. Think about:

- What would you put in it?
- What would you take out of it?
- Would you make new animals?
- Would the sea change colour?
- Would the countries be different shapes?
- Would you make new countries?
- Would the streets be made from gold?

Ask children to draw or write their ideas (using the pens and paper) for a NEW world and place them around the globe on the floor. Also, have some Lego and playdough so that children can use these to make new things for their new world. Encourage the children to share and discuss their ideas.

Application: The Bible says that one day Jesus will come and make a whole new world.

Zoom tweak

- Show a globe on the screen and then place it on the floor behind you
- Ask children to share their ideas for a new world; you write or draw them and place them around the globe in the room you are in
- Position your device camera so that the children can see everything and you can apply
- ALTERNATIVELY – you can simply chat ideas through as you hold the globe

Activity: A Whole New You

Provide a selection of templates:

- Hair outlines in different colours and styles
- Varying eye shapes and colours
- Different lips, shapes and colours
- Glasses of different styles and colour
- Brain pictures and in each one a skill, e.g. 'good at sport', 'good at maths', 'good at being kind'

Encourage the children to make themselves an avatar (face only). Tell them that they can change anything about themselves and make a whole new them. What would they change about themselves?

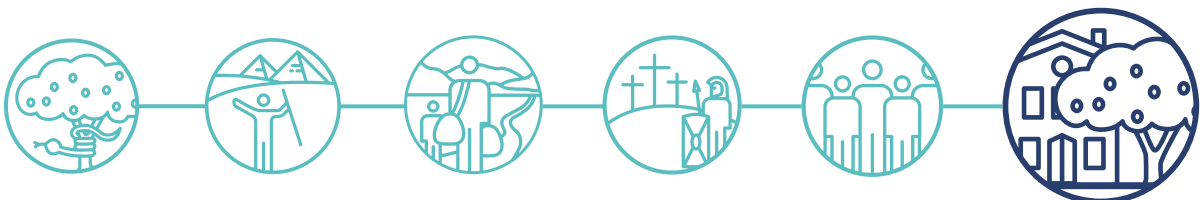
Application: The Bible says that one day Jesus will come back and make a whole new you. You will still be you, but you will be a perfect you.

Application: Explain that when Jesus comes and makes a new you, all our flaws and shortcomings will go as well.

Play the song from *Aladdin*. Encourage the children to sing along and dance around the globe.

Zoom tweaks

- You could send in the post a selection of templates (non-coloured), so the children can build the avatar as part of the session and colour it in for their preferred eye colour
- Children love post and this can then be a pre-prepared item that children show
- Alternatively – you can have pre-created your own avatar and show them the results, and then ask them, 'If they could make a new them what would they do?' and discuss the answers





Activity: God's New World

Use the two puppets (one should be smaller and quieter, the other bigger and cheekier – any puppet will do, here the puppets are a mole and a camel). As the leader you are always the straight character. Give your cheeky puppet a gimmick that he/she always comes back to – the naughty puppet here is Carlos the camel and he likes to show his bum.

Leader: Hi Moley. Hi Carlos.

M&C Hi!

Moley: Will Jesus really come and make a new me?

Leader: Well you will still be you, but a perfect you, a perfect Moley.

Carlos: Well I do not need a new bum. Mine is already perfect.

Leader: I am sure Jesus will leave your bum be, Carlos. But have you thought about what a perfect you and a perfect world might actually be like?

Moley: I can't imagine a perfect world. Just this week Snake decided it would be fun to wait by my mound every morning ready for when I pop out to go to school, and then follow me the whole way making his horrible 'ssss' sound at me.

Leader: That's not very kind, Moley. That's very sad.

Carlos: Maybe you could spit in his eye when you pop out of your mound (*laughs naughtily*).

Moley: I am a mole, Carlos. Moles don't spit!

Carlos: Oh yeah, that's a camel thing!

Leader: But this is the amazing thing – when Jesus comes, he will make EVERYTHING NEW.

Song & Dance: 'Whole New World'
(twirl and move and sing the first two lines of the *Aladdin* song)

Carlos: I don't get it.

Leader: Ok, think of all the things that make you sad.

Carlos: Things that make me sad? Why would I talk about things that make me sad? I want to talk about HAPPY things, like my cool dancing – look at my cool dancing! (make some random music up and make the puppet move in a bonkers way).

Moley: LOTS of things make me sad.

PAUSE: Game with Puppets

- Ask children to call out things that make them sad to help Moley and Carlos
- When the children stop offering ideas, allow the puppets to add any other things
 - This is fun if it's quick

- If your group are able you can add the following rules:
 - You are aiming to find 20 things that make you sad
 - Anyone can call out at any time
 - BUT if you call out the same time as someone else you have to start right back at 1 and start finding 20 things that make you sad again
 - The same applies if someone says something, someone else has already said

Carlos: A bad hair day makes me sad.

Moley: Being ill makes me sad, and when people I love are ill it also makes me sad.

Carlos: Yeah, Carlotta had chicken pox and she was spotty and it was gross – that made me very sad.

Leader: Who's Carlotta?

Carlos: My girlfriend, of course!

Moley: Snake being mean makes me sad. Snake makes me cry.

Carlos: I could sit on Snake for you, Moley?

Moley: Then you would squish Snake and he might die – that would be really sad.

Carlos: Not having food makes me not just sad but mad! I get really angry when I am hungry.

Moley: People who don't have food or homes makes me sad.

Leader: The Bible says when Jesus comes, he will make a new world and a new you, so ALL those sad things will not exist any more – whooooopee!
(*You could start to sing 'A Whole New World' again.*)

Carlos: (*Whispers to Moley*) She/He is bonkers!

Leader: (*Put 'Moley' down so children can see him, keep hold of Carlos. Have all the images representing the sad things the puppets have mentioned in front of you. One at a time, roll them into a ball and throw over your shoulder and say . . .*) A whole new world means we won't cry any more, no one will die or get ill, no one will be hungry or homeless, no one will be bullied, every day will be a perfect hair day.

Carlos: Ooh, that's something to look forward to.

Leader: No one will be sad ever again.

Carlos: Woo hoo!





Creative Prayer

Fill your large bucket or tub with water balloons with a face drawn on them. Ensure there is one for each child. Invite the children to burst their balloons over the bucket one at a time. As they do this, encourage them to watch the water from their balloon disappear.

Pray

Jesus, thank you that you will make a new world and a new me one day.

We look forward to a world where no one is sad and no one cries any more.

Like the water disappearing, so will everyone's tears and sadness one day be gone.

Amen.

Zoom tweak

- Have a water balloon that the children see on screen
- Encourage them to watch as you burst the balloon
- They will enjoy it more if you burst it over yourself!
- If you don't have water balloons to hand, use a cup filled with water and slowly empty it as you pray
- Children can watch the water (tears) ebb away

Optional Craft Activity

You will need:

- Multiple small cardboard boxes
- A3 paper sheet – one for each child
- Glue
- Felt pens
- Other craft resources (e.g. crepe paper/buttons/etc – anything you have)
- Labels reading 'Jesus will come and make a new world and a new me'

Using the cardboard boxes and any craft resource to hand (e.g. crepe paper, felt, wool, buttons). Allow children to create a perfect place on the A3 paper sheet. Ask them to think about:

- What do perfect roads look like? Are there roads?
- What do perfect trees look like?
- What buildings would be in a perfect world?

Leave a space for them to stick a label on their perfect place that reads 'Jesus will come and make a perfect new place and a perfect new me.'

